

Mississippi Valley State University

14000 Hwy 82 W #7272 (Pres)

Dr. William Bynum, Jr.

AGENCY

ADDRESS

CHIEF EXECUTIVE OFFICER

	Actual Expenses June 30,2015	Estimated Expenses June 30,2016	Requested For June 30,2017	Requested Over/(Under) Estimated	
				AMOUNT	PERCENT
I. A. PERSONAL SERVICES					
1. Salaries, Wages & Fringe Benefits (Base)	22,349,083	23,858,664	24,619,722		
a. Additional Compensation					
b. Proposed Vacancy Rate (Dollar Amount)			124,858		
c. Per Diem					
Total Salaries, Wages & Fringe Benefits	22,349,083	23,858,664	24,494,864	636,200	2.67%
2. Travel					
a. Travel & Subsistence (In-State)	160,595	250,000	250,000		
b. Travel & Subsistence (Out-Of-State)	591,432	611,157	611,157		
c. Travel & Subsistence (Out-Of-Country)					
Total Travel	752,027	861,157	861,157		
B. CONTRACTUAL SERVICE S (Schedule B)					
a. Tuition, Rewards & Awards	3,072,591	4,064,500	4,064,500		
b. Communications, Transportation & Utilities	1,310,519	1,519,000	1,519,000		
c. Public Information	57,938	90,000	90,000		
d. Rents	280,349	313,138	313,138		
e. Repairs & Service	771,308	788,000	788,000		
f. Fees, Professional & Other Services	881,321	1,080,000	1,080,000		
g. Other Contractual Services	967,298	1,303,558	1,303,558		
h. Data Processing	278,871	282,419	282,419		
i. Other					
Total Contractual Services	7,620,195	9,440,615	9,440,615		
C. COMMODITIES (Schedule C)					
a. Maintenance & Construction Materials & Supplies	191,860	224,000	224,000		
b. Printing & Office Supplies & Materials	257,040	253,000	253,000		
c. Equipment, Repair Parts, Supplies & Accessories	228,915	258,000	258,000		
d. Professional & Scientific Supplies & Materials	33,088	38,500	38,500		
e. Other Supplies & Materials	591,362	613,332	613,332		
Total Commodities	1,302,265	1,386,832	1,386,832		
D. CAPITAL OUTLAY					
1. Total Other Than Equipment (Schedule D-1)	126,637	125,545	125,545		
2. Equipment (Schedule D-2)					
b. Road Machinery, Farm & Other Working Equipment	34,967	30,000	30,000		
c. Office Machines, Furniture, Fixtures & Equipment	5,729	55,000	55,000		
d. IS Equipment (Data Processing & Telecommunications)	56,136	62,320	62,320		
e. Equipment - Lease Purchase					
f. Other Equipment	20,596	20,000	20,000		
Total Equipment (Schedule D-2)	117,428	167,320	167,320		
3. Vehicles (Schedule D-3)					
4. Wireless Comm. Devices (Schedule D-4)					
E. SUBSIDIES, LOANS & GRANTS (Schedule E)					
		2,289,867	379,713	(1,910,154)	(83.42%)
TOTAL EXPENDITURES	32,267,635	38,130,000	36,856,046	(1,273,954)	(3.34%)
II. BUDGET TO BE FUNDED AS FOLLOWS:					
Cash Balance-Unencumbered					
General Fund Appropriation (Enter General Fund Lapse Below)	15,128,291	15,523,190	16,159,390	636,200	4.10%
State Support Special Funds	2,554,925	4,776,677	2,866,523	(1,910,154)	(39.99%)
Federal Funds _____ Other Special Funds (Specify) _____					
Tuition	13,265,568	13,398,040	13,398,040		
Other	1,318,851	4,432,093	4,432,093		
Less: Estimated Cash Available Next Fiscal Period					
TOTAL FUNDS (equals Total Expenditures above)	32,267,635	38,130,000	36,856,046	(1,273,954)	(3.34%)
GENERAL FUND LAPSE					
III: PERSONNEL DATA					
Number of Positions Authorized in Appropriation Bill					
a.) Full Perm	409	405	405		
b.) Full T-L					
c.) Part Perm					
d.) Part T-L					
Average Annual Vacancy Rate (Percentage)					
a.) Full Perm					
b.) Full T-L					
c.) Part Perm					
d.) Part T-L					

Approved by: Ms. Joyce A. Dixon
Official of Board or Commission

Submitted by: Linda Hughes

Date: 8/3/2015 4:40 PM

Budget Officer: Ms. Joyce A. Dixon / jadixon@mvsu.edu

Phone Number: 662-254-3308

Title: Director of Accounting &

REQUEST BY FUNDING SOURCE

Name of Agency : Mississippi Valley State University

Specify Funding Sources As Shown Below	FY 2015 Actual Amount	% of Line Item	% of Total Budget	FY 2016 Estimated Amount	% of Line Item	% of Total Budget	FY 2017 Requested Amount	% of Line Item	% of Total Budget
1. General _____ State Support Special (Specify) _____	9,840,831	44.03%		10,156,190	42.57%		10,792,390	44.06%	
2. Budget Contingency Fund									
3. Education Enhancement Fund	1,954,320	8.74%		1,971,677	8.26%		1,971,677	8.05%	
4. Health Care Expendable Fund									
5. Tobacco Control Fund									
6. Hurricane Disaster Reserve Fund									
7. Capital Expense Fund									
8. Federal _____ Other Special (Specify) _____									
9. Tuition	10,095,608	45.17%		10,960,929	45.94%		10,960,929	44.75%	
10. Other	458,324	2.05%		769,868	3.23%		769,868	3.14%	
11.									
12.									
Total Salaries	22,349,083		69.26%	23,858,664		62.57%	24,494,864		66.46%
1. General _____ State Support Special (Specify) _____	391,293	52.03%		395,606	45.94%		395,606	45.94%	
2. Budget Contingency Fund									
3. Education Enhancement Fund									
4. Health Care Expendable Fund									
5. Tobacco Control Fund									
6. Hurricane Disaster Reserve Fund									
7. Capital Expense Fund									
8. Federal _____ Other Special (Specify) _____									
9. Tuition	233,127	31.00%		216,964	25.19%		216,964	25.19%	
10. Other	127,607	16.97%		248,587	28.87%		248,587	28.87%	
11.									
12.									
Total Travel	752,027		2.33%	861,157		2.26%	861,157		2.34%
1. General _____ State Support Special (Specify) _____	4,173,367	54.77%		4,119,544	43.64%		4,119,544	43.64%	
2. Budget Contingency Fund									
3. Education Enhancement Fund	105,000	1.38%		105,000	1.11%		105,000	1.11%	
4. Health Care Expendable Fund									
5. Tobacco Control Fund									
6. Hurricane Disaster Reserve Fund									
7. Capital Expense Fund	380,605	4.99%							
8. Federal _____ Other Special (Specify) _____									
9. Tuition	2,492,787	32.71%		1,862,661	19.73%		1,862,661	19.73%	
10. Other	468,436	6.15%		3,353,410	35.52%		3,353,410	35.52%	
11.									
12.									
Total Contractual	7,620,195		23.62%	9,440,615		24.76%	9,440,615		25.61%
1. General _____ State Support Special (Specify) _____	664,188	51.00%		599,774	43.25%		599,774	43.25%	
2. Budget Contingency Fund									
3. Education Enhancement Fund									
4. Health Care Expendable Fund									
5. Tobacco Control Fund									
6. Hurricane Disaster Reserve Fund									
7. Capital Expense Fund	115,000	8.83%							
8. Federal _____ Other Special (Specify) _____									
9. Tuition	289,092	22.20%		330,121	23.80%		330,121	23.80%	
10. Other	233,985	17.97%		456,937	32.95%		456,937	32.95%	
11.									
12.									
Total Commodities	1,302,265		4.04%	1,386,832		3.64%	1,386,832		3.76%

REQUEST BY FUNDING SOURCE

Name of Agency : Mississippi Valley State University

Specify Funding Sources As Shown Below	FY 2015 Actual Amount	% of Line Item	% of Total Budget	FY 2016 Estimated Amount	% of Line Item	% of Total Budget	FY 2017 Requested Amount	% of Line Item	% of Total Budget
1. General _____ State Support Special (Specify) _____	15,441	12.19%		50,345	40.10%		50,345	40.10%	
2. Budget Contingency Fund									
3. Education Enhancement Fund									
4. Health Care Expendable Fund									
5. Tobacco Control Fund									
6. Hurricane Disaster Reserve Fund									
7. Capital Expense Fund									
8. Federal _____ Other Special (Specify) _____									
9. Tuition	96,196	75.96%		4,078	3.25%		4,078	3.25%	
10. Other	15,000	11.84%		71,122	56.65%		71,122	56.65%	
11.									
12.									
Total Capital Other Than Equipment	126,637		0.39%	125,545		0.33%	125,545		0.34%
1. General _____ State Support Special (Specify) _____	43,171	36.76%		85,421	51.05%		85,421	51.05%	
2. Budget Contingency Fund									
3. Education Enhancement Fund									
4. Health Care Expendable Fund									
5. Tobacco Control Fund									
6. Hurricane Disaster Reserve Fund									
7. Capital Expense Fund									
8. Federal _____ Other Special (Specify) _____									
9. Tuition	58,758	50.04%		23,287	13.92%		23,287	13.92%	
10. Other	15,499	13.20%		58,612	35.03%		58,612	35.03%	
11.									
12.									
Total Capital Equipment	117,428		0.36%	167,320		0.44%	167,320		0.45%
1. General _____ State Support Special (Specify) _____									
2. Budget Contingency Fund									
3. Education Enhancement Fund									
4. Health Care Expendable Fund									
5. Tobacco Control Fund									
6. Hurricane Disaster Reserve Fund									
7. Capital Expense Fund									
8. Federal _____ Other Special (Specify) _____									
9. Tuition									
10. Other									
11.									
12.									
Total Vehicles									
1. General _____ State Support Special (Specify) _____									
2. Budget Contingency Fund									
3. Education Enhancement Fund									
4. Health Care Expendable Fund									
5. Tobacco Control Fund									
6. Hurricane Disaster Reserve Fund									
7. Capital Expense Fund									
8. Federal _____ Other Special (Specify) _____									
9. Tuition									
10. Other									
11.									
12.									
Total Wireless Communication Devs.									

REQUEST BY FUNDING SOURCE

Name of Agency : Mississippi Valley State University

Specify Funding Sources As Shown Below	FY 2015 Actual Amount	% of Line Item	% of Total Budget	FY 2016 Estimated Amount	% of Line Item	% of Total Budget	FY 2017 Requested Amount	% of Line Item	% of Total Budget
1. General _____ State Support Special (Specify) _____				116,310	5.08%		116,310	30.63%	
2. Budget Contingency Fund									
3. Education Enhancement Fund									
4. Health Care Expendable Fund									
5. Tobacco Control Fund									
6. Hurricane Disaster Reserve Fund									
7. Capital Expense Fund				2,700,000	117.91		789,846	208.01	
8. Federal _____ Other Special (Specify) _____									
9. Tuition									
10. Other				(526,443)	-		(526,443)	-	
11.									
12.									
Total Subsidies				2,289,867		6.01%	379,713		1.03%
1. General _____ State Support Special (Specify) _____	15,128,291	46.88%		15,523,190	40.71%		16,159,390	43.84%	
2. Budget Contingency Fund									
3. Education Enhancement Fund	2,059,320	6.38%		2,076,677	5.45%		2,076,677	5.63%	
4. Health Care Expendable Fund									
5. Tobacco Control Fund									
6. Hurricane Disaster Reserve Fund									
7. Capital Expense Fund	495,605	1.54%		2,700,000	7.08%		789,846	2.14%	
8. Federal _____ Other Special (Specify) _____									
9. Tuition	13,265,568	41.11%		13,398,040	35.14%		13,398,040	36.35%	
10. Other	1,318,851	4.09%		4,432,093	11.62%		4,432,093	12.03%	
11.									
12.									
TOTAL	32,267,635		100.00%	38,130,000		100.00%	36,856,046		100.00%

SPECIAL FUNDS DETAIL

Mississippi Valley State University (266-00)

Name of Agency

S. STATE SUPPORT SPECIAL FUNDS		(1) Actual Revenues FY 2015	(2) Estimated Revenues FY 2016	(3) Requested Revenues FY 2017
Source (Fund Number)	Detailed Description of Source			
	Cash Balance-Unencumbered			
Budget Contingency Fund	BCF - Budget Contingency			
Education Enhancement Fund (100000)	EEF - Education Enhancement Fund	2,059,320	2,076,677	2,076,677
Health Care Expendable Fund	HCEF - Health Care Expendable Fund			
Tobacco Control Fund	TCF - Tobacco Control Fund			
Hurricane Disaster Reserve Fund	HDRF - Hurricane Disaster Reserve Fund			
Capital Expense Fund (100500)	CEF - Capital Expense Fund	495,605	2,700,000	789,846
State Support Special Fund TOTAL		2,554,925	4,776,677	2,866,523

A. FEDERAL FUNDS *		Percentage Match Requirement		(1) Actual Revenues FY 2015	(2) Estimated Revenues FY 2016	(3) Requested Revenues FY 2017
Source (Fund Number)	Detailed Description of Source	FY 2016	FY 2017			
	Cash Balance-Unencumbered					
Federal Fund TOTAL						

B. OTHER SPECIAL FUNDS (NON-FED'L)		(1) Actual Revenues FY 2015	(2) Estimated Revenues FY 2016	(3) Requested Revenues FY 2017
Source (Fund Number)	Detailed Description of Source			
	Cash Balance-Unencumbered			
Tuition (100000)	Operating/Regions	13,265,568	13,398,040	13,398,040
Other (100000)	Operating/Regions	1,318,851	4,432,093	4,432,093
Other Special Fund TOTAL		14,584,419	17,830,133	17,830,133

SECTIONS S + A + B TOTAL		17,139,344	22,606,810	20,696,656
---------------------------------	--	-------------------	-------------------	-------------------

C. TREASURY FUND/BANK ACCOUNTS *			(1) Reconciled Balance as of 6/30/15	(2) Balance as of 6/30/16	(3) Balance as of 6/30/17
Name of Fund/Account	Fund/Account Number	Name of Bank (If Applicable)			
Operating Account	100000	100000	2,712,747	2,800,000	2,800,000
Housing Account	200000	200000	335,824	336,000	336,000
Credit Card Account	100000	100000	3,946,352	3,947,000	3,947,000
Investment Account	100000	100000	1,820,788	1,821,000	1,821,000
Payroll Account	10000	100000	381,699	382,000	382,000

* Any non-federal funds that have restricted uses must be identified and narrative of restrictions attached.

**NARRATIVE OF SPECIAL FUNDS DETAIL AND TREASURY
FUND/BANK ACCOUNTS**

Mississippi Valley State University (266-00)

Name of Agency

STATE SUPPORT SPECIAL FUNDS

Education enhancement Funds will continue to be used for faculty and staff salaries and contractual services. Also, the Capital Expense Funds will be used to fund the capital projects on the buildings for the campus.

OTHER SPECIAL FUNDS

Revenues have been projected to achieve a better balance between revenues and expenditures. Tuition revenue is derived from fess assessed to students enrolled at the university. Other revenue include payments for parking fines and decals, transcripts, athletics, licensing, library collections, and miscellaneous sources.

TREASURY FUND / BANK

Bank account balances as of June 30, 2015.

CONTINUATION AND EXPANDED TOTAL REQUEST

Mississippi Valley State University (266-00)

SUMMARY OF ALL PROGRAMS

Name of Agency	FY 2015 Actual				Program
	(1) General	(2) State Support Special	(3) Federal	(4) Other Special	(5) Total
Salaries,Wages & Fringe	9,840,831	1,954,320		10,553,932	22,349,083
Travel	391,293			360,734	752,027
Contractual Services	4,173,367	485,605		2,961,223	7,620,195
Commodities	664,188	115,000		523,077	1,302,265
Other Than Equipment	15,441			111,196	126,637
Equipment	43,171			74,257	117,428
Vehicles					
Wireless Communication Devices					
Subsidies, Loans & Grants					
Total	15,128,291	2,554,925		14,584,419	32,267,635
No. of Positions (FTE)	181.50	35.00		192.50	409.00

	FY 2016 Estimated				
	(6) General	(7) State Support Special	(8) Federal	(9) Other Special	(10) Total
Salaries,Wages & Fringe	10,156,190	1,971,677		11,730,797	23,858,664
Travel	395,606			465,551	861,157
Contractual Services	4,119,544	105,000		5,216,071	9,440,615
Commodities	599,774			787,058	1,386,832
Other Than Equipment	50,345			75,200	125,545
Equipment	85,421			81,899	167,320
Vehicles					
Wireless Communication Devices					
Subsidies, Loans & Grants	116,310	2,700,000		(526,443)	2,289,867
Total	15,523,190	4,776,677		17,830,133	38,130,000
No. of Positions (FTE)	171.50	33.00		200.50	405.00

	FY 2017 Increase/Decrease for Continuation				
	(11) General	(12) State Support Special	(13) Federal	(14) Other Special	(15) Total
Salaries,Wages & Fringe	636,200				636,200
Travel					
Contractual Services					
Commodities					
Other Than Equipment					
Equipment					
Vehicles					
Wireless Communication Devices					
Subsidies, Loans & Grants		(1,910,154)			(1,910,154)
Total	636,200	(1,910,154)			(1,273,954)
No. of Positions (FTE)					

Note: FY2017 Total Request = FY2016 Estimated + FY2017 Incr(Decr) for Continuation + FY2017 Expansion/Reduction of Existing Activities + FY2017 New Activities.

CONTINUATION AND EXPANDED TOTAL REQUEST

Mississippi Valley State University (266-00)

SUMMARY OF ALL PROGRAMS

Name of Agency	Program				
	FY 2017 Expansion/Reduction of Existing Activities				
	(16) General	(17) State Support Special	(18) Federal	(19) Other Special	(20) Total
Salaries,Wages & Fringe					
Travel					
Contractual Services					
Commodities					
Other Than Equipment					
Equipment					
Vehicles					
Wireless Communication Devices					
Subsidies, Loans & Grants					
Total					
No. of Positions (FTE)					

	FY 2017 New Activities				
	(21) General	(22) State Support Special	(23) Federal	(24) Other Special	(25) Total
Salaries,Wages & Fringe					
Travel					
Contractual Services					
Commodities					
Other Than Equipment					
Equipment					
Vehicles					
Wireless Communication Devices					
Subsidies, Loans & Grants					
Total					
No. of Positions (FTE)					

	FY 2017 Total Request				
	(26) General	(27) State Support Special	(28) Federal	(29) Other Special	(30) Total
Salaries,Wages & Fringe	10,792,390	1,971,677		11,730,797	24,494,864
Travel	395,606			465,551	861,157
Contractual Services	4,119,544	105,000		5,216,071	9,440,615
Commodities	599,774			787,058	1,386,832
Other Than Equipment	50,345			75,200	125,545
Equipment	85,421			81,899	167,320
Vehicles					
Wireless Communication Devices					
Subsidies, Loans & Grants	116,310	789,846		(526,443)	379,713
Total	16,159,390	2,866,523		17,830,133	36,856,046
No. of Positions (FTE)	171.50	33.00		200.50	405.00

Note: FY2017 Total Request = FY2016 Estimated + FY2017 Incr(Decr) for Continuation + FY2017 Expansion/Reduction of Existing Activities + FY2017 New Activities.

**SUMMARY OF PROGRAMS
FORM MBR-1-03sum**

Mississippi Valley State University (266-00)

Name of Agency

FUNDING REQUESTED FISCAL YEAR 2017

	PROGRAM	GENERAL	ST. SUPP. SPECIAL	FEDERAL	OTHER SPECIAL	TOTAL
1.	INSTRUCTION	7,037,201	678,394		6,039,142	13,754,737
2.	RESEARCH					
3.	PUBLIC SERVICE	47,393			45,162	92,555
4.	ACADEMIC SUPPORT	486,448	440,000		942,031	1,868,479
5.	STUDENT SERVICES	2,491,142			2,579,472	5,070,614
6.	INSTITUTIONAL SUPPORT	2,563,704	421,283		2,771,102	5,756,089
7.	OPERATION & MAINTENANCE	1,292,229	1,326,846		3,530,037	6,149,112
8.	SCHOLARSHIP & FELLOWSHIPS	2,241,273			1,923,187	4,164,460
9.	MANDATORY TRANSFERS					
10.	NON-MANDATORY TRANSFERS					
	Summary of All Programs	16,159,390	2,866,523		17,830,133	36,856,046

CONTINUATION AND EXPANDED REQUEST

Mississippi Valley State University (266-00)

Name of Agency	FY 2015 Actual				
	(1)	(2)	(3)	(4)	(5)
	General	State Support Special	Federal	Other Special	Total
Salaries,Wages & Fringe	5,808,715	661,037		5,182,869	11,652,621
Travel	62,168			47,722	109,890
Contractual Services	208,001			252,782	460,783
Commodities	11,887			193,533	205,420
Other Than Equipment					
Equipment	11,780			39,112	50,892
Vehicles					
Wireless Communication Devices					
Subsidies, Loans & Grants					
Total	6,102,551	661,037		5,716,018	12,479,606
No. of Positions (FTE)	85.00	17.00		91.00	193.00

	FY 2016 Estimated				
	(6)	(7)	(8)	(9)	(10)
	General	State Support Special	Federal	Other Special	Total
Salaries,Wages & Fringe	6,216,255	678,394		5,617,031	12,511,680
Travel	47,286			103,329	150,615
Contractual Services	323,520			214,149	537,669
Commodities	104,298			69,589	173,887
Other Than Equipment					
Equipment	11,780			35,044	46,824
Vehicles					
Wireless Communication Devices					
Subsidies, Loans & Grants					
Total	6,703,139	678,394		6,039,142	13,420,675
No. of Positions (FTE)	79.00	15.00		93.00	187.00

	FY 2017 Increase/Decrease for Continuation				
	(11)	(12)	(13)	(14)	(15)
	General	State Support Special	Federal	Other Special	Total
Salaries,Wages & Fringe	334,062				334,062
Travel					
Contractual Services					
Commodities					
Other Than Equipment					
Equipment					
Vehicles					
Wireless Communication Devices					
Subsidies, Loans & Grants					
Total	334,062				334,062
No. of Positions (FTE)					

Note: FY2017 Total Request = FY2016 Estimated + FY2017 Incr(Decr) for Continuation + FY2017 Expansion/Reduction of Existing Activities + FY2017 New Activities.

CONTINUATION AND EXPANDED REQUEST

Mississippi Valley State University (266-00)

	FY 2017 Expansion/Reduction of Existing Activities				
	(16) General	(17) State Support Special	(18) Federal	(19) Other Special	(20) Total
Salaries,Wages & Fringe					
Travel					
Contractual Services					
Commodities					
Other Than Equipment					
Equipment					
Vehicles					
Wireless Communication Devices					
Subsidies, Loans & Grants					
Total					
No. of Positions (FTE)					

	FY 2017 New Activities				
	(21) General	(22) State Support Special	(23) Federal	(24) Other Special	(25) Total
Salaries,Wages & Fringe					
Travel					
Contractual Services					
Commodities					
Other Than Equipment					
Equipment					
Vehicles					
Wireless Communication Devices					
Subsidies, Loans & Grants					
Total					
No. of Positions (FTE)					

	FY 2017 Total Request				
	(26) General	(27) State Support Special	(28) Federal	(29) Other Special	(30) Total
Salaries,Wages & Fringe	6,550,317	678,394		5,617,031	12,845,742
Travel	47,286			103,329	150,615
Contractual Services	323,520			214,149	537,669
Commodities	104,298			69,589	173,887
Other Than Equipment					
Equipment	11,780			35,044	46,824
Vehicles					
Wireless Communication Devices					
Subsidies, Loans & Grants					
Total	7,037,201	678,394		6,039,142	13,754,737
No. of Positions (FTE)	79.00	15.00		93.00	187.00

Note: FY2017 Total Request = FY2016 Estimated + FY2017 Incr(Decr) for Continuation + FY2017 Expansion/Reduction of Existing Activities + FY2017 New Activities.

CONTINUATION AND EXPANDED REQUEST

Mississippi Valley State University (266-00)

RESEARCH

Name of Agency

Program

	FY 2015 Actual				
	(1) General	(2) State Support Special	(3) Federal	(4) Other Special	(5) Total
Salaries,Wages & Fringe					
Travel					
Contractual Services					
Commodities					
Other Than Equipment					
Equipment					
Vehicles					
Wireless Communication Devices					
Subsidies, Loans & Grants					
Total					
No. of Positions (FTE)					

	FY 2016 Estimated				
	(6) General	(7) State Support Special	(8) Federal	(9) Other Special	(10) Total
Salaries,Wages & Fringe					
Travel					
Contractual Services					
Commodities					
Other Than Equipment					
Equipment					
Vehicles					
Wireless Communication Devices					
Subsidies, Loans & Grants					
Total					
No. of Positions (FTE)					

	FY 2017 Increase/Decrease for Continuation				
	(11) General	(12) State Support Special	(13) Federal	(14) Other Special	(15) Total
Salaries,Wages & Fringe					
Travel					
Contractual Services					
Commodities					
Other Than Equipment					
Equipment					
Vehicles					
Wireless Communication Devices					
Subsidies, Loans & Grants					
Total					
No. of Positions (FTE)					

Note: FY2017 Total Request = FY2016 Estimated + FY2017 Incr(Decr) for Continuation + FY2017 Expansion/Reduction of Existing Activities + FY2017 New Activities.

CONTINUATION AND EXPANDED REQUEST

Mississippi Valley State University (266-00)

RESEARCH

Name of Agency

Program

	FY 2017 Expansion/Reduction of Existing Activities				
	(16) General	(17) State Support Special	(18) Federal	(19) Other Special	(20) Total
Salaries,Wages & Fringe					
Travel					
Contractual Services					
Commodities					
Other Than Equipment					
Equipment					
Vehicles					
Wireless Communication Devices					
Subsidies, Loans & Grants					
Total					
No. of Positions (FTE)					

	FY 2017 New Activities				
	(21) General	(22) State Support Special	(23) Federal	(24) Other Special	(25) Total
Salaries,Wages & Fringe					
Travel					
Contractual Services					
Commodities					
Other Than Equipment					
Equipment					
Vehicles					
Wireless Communication Devices					
Subsidies, Loans & Grants					
Total					
No. of Positions (FTE)					

	FY 2017 Total Request				
	(26) General	(27) State Support Special	(28) Federal	(29) Other Special	(30) Total
Salaries,Wages & Fringe					
Travel					
Contractual Services					
Commodities					
Other Than Equipment					
Equipment					
Vehicles					
Wireless Communication Devices					
Subsidies, Loans & Grants					
Total					
No. of Positions (FTE)					

Note: FY2017 Total Request = FY2016 Estimated + FY2017 Incr(Decr) for Continuation + FY2017 Expansion/Reduction of Existing Activities + FY2017 New Activities.

CONTINUATION AND EXPANDED REQUEST

Mississippi Valley State University (266-00)

	FY 2015 Actual				
	(1) General	(2) State Support Special	(3) Federal	(4) Other Special	(5) Total
Salaries,Wages & Fringe	40,121			40,122	80,243
Travel					
Contractual Services	2,492			2,492	4,984
Commodities	560			560	1,120
Other Than Equipment					
Equipment	3,839			3,838	7,677
Vehicles					
Wireless Communication Devices					
Subsidies, Loans & Grants					
Total	47,012			47,012	94,024
No. of Positions (FTE)	1.00			1.00	2.00

	FY 2016 Estimated				
	(6) General	(7) State Support Special	(8) Federal	(9) Other Special	(10) Total
Salaries,Wages & Fringe	41,787			41,788	83,575
Travel					
Contractual Services	3,375			3,374	6,749
Commodities					
Other Than Equipment					
Equipment					
Vehicles					
Wireless Communication Devices					
Subsidies, Loans & Grants					
Total	45,162			45,162	90,324
No. of Positions (FTE)	1.00			1.00	2.00

	FY 2017 Increase/Decrease for Continuation				
	(11) General	(12) State Support Special	(13) Federal	(14) Other Special	(15) Total
Salaries,Wages & Fringe	2,231				2,231
Travel					
Contractual Services					
Commodities					
Other Than Equipment					
Equipment					
Vehicles					
Wireless Communication Devices					
Subsidies, Loans & Grants					
Total	2,231				2,231
No. of Positions (FTE)					

Note: FY2017 Total Request = FY2016 Estimated + FY2017 Incr(Decr) for Continuation + FY2017 Expansion/Reduction of Existing Activities + FY2017 New Activities.

CONTINUATION AND EXPANDED REQUEST

Mississippi Valley State University (266-00)

PUBLIC SERVICE

Name of Agency

Program

	FY 2017 Expansion/Reduction of Existing Activities				
	(16) General	(17) State Support Special	(18) Federal	(19) Other Special	(20) Total
Salaries,Wages & Fringe					
Travel					
Contractual Services					
Commodities					
Other Than Equipment					
Equipment					
Vehicles					
Wireless Communication Devices					
Subsidies, Loans & Grants					
Total					
No. of Positions (FTE)					

	FY 2017 New Activities				
	(21) General	(22) State Support Special	(23) Federal	(24) Other Special	(25) Total
Salaries,Wages & Fringe					
Travel					
Contractual Services					
Commodities					
Other Than Equipment					
Equipment					
Vehicles					
Wireless Communication Devices					
Subsidies, Loans & Grants					
Total					
No. of Positions (FTE)					

	FY 2017 Total Request				
	(26) General	(27) State Support Special	(28) Federal	(29) Other Special	(30) Total
Salaries,Wages & Fringe	44,018			41,788	85,806
Travel					
Contractual Services	3,375			3,374	6,749
Commodities					
Other Than Equipment					
Equipment					
Vehicles					
Wireless Communication Devices					
Subsidies, Loans & Grants					
Total	47,393			45,162	92,555
No. of Positions (FTE)	1.00			1.00	2.00

Note: FY2017 Total Request = FY2016 Estimated + FY2017 Incr(Decr) for Continuation + FY2017 Expansion/Reduction of Existing Activities + FY2017 New Activities.

CONTINUATION AND EXPANDED REQUEST

Mississippi Valley State University (266-00)

ACADEMIC SUPPORT

Name of Agency

Program

	FY 2015 Actual				
	(1) General	(2) State Support Special	(3) Federal	(4) Other Special	(5) Total
Salaries,Wages & Fringe	273,049	440,000		281,852	994,901
Travel	6,339			6,000	12,339
Contractual Services	182,611			295,992	478,603
Commodities	7,681			8,749	16,430
Other Than Equipment	15,441			111,196	126,637
Equipment	1,597			2,875	4,472
Vehicles					
Wireless Communication Devices					
Subsidies, Loans & Grants					
Total	486,718	440,000		706,664	1,633,382
No. of Positions (FTE)	11.00	2.00		12.00	25.00

	FY 2016 Estimated				
	(6) General	(7) State Support Special	(8) Federal	(9) Other Special	(10) Total
Salaries,Wages & Fringe	194,044	440,000		417,961	1,052,005
Travel	12,980			2,696	15,676
Contractual Services	180,731			441,562	622,293
Commodities	8,124			4,612	12,736
Other Than Equipment	50,345			75,200	125,545
Equipment	12,135				12,135
Vehicles					
Wireless Communication Devices					
Subsidies, Loans & Grants					
Total	458,359	440,000		942,031	1,840,390
No. of Positions (FTE)	10.00	2.00		12.00	24.00

	FY 2017 Increase/Decrease for Continuation				
	(11) General	(12) State Support Special	(13) Federal	(14) Other Special	(15) Total
Salaries,Wages & Fringe	28,089				28,089
Travel					
Contractual Services					
Commodities					
Other Than Equipment					
Equipment					
Vehicles					
Wireless Communication Devices					
Subsidies, Loans & Grants					
Total	28,089				28,089
No. of Positions (FTE)					

Note: FY2017 Total Request = FY2016 Estimated + FY2017 Incr(Decr) for Continuation + FY2017 Expansion/Reduction of Existing Activities + FY2017 New Activities.

CONTINUATION AND EXPANDED REQUEST

Mississippi Valley State University (266-00)

ACADEMIC SUPPORT

Name of Agency

Program

	FY 2017 Expansion/Reduction of Existing Activities				
	(16) General	(17) State Support Special	(18) Federal	(19) Other Special	(20) Total
Salaries,Wages & Fringe					
Travel					
Contractual Services					
Commodities					
Other Than Equipment					
Equipment					
Vehicles					
Wireless Communication Devices					
Subsidies, Loans & Grants					
Total					
No. of Positions (FTE)					

	FY 2017 New Activities				
	(21) General	(22) State Support Special	(23) Federal	(24) Other Special	(25) Total
Salaries,Wages & Fringe					
Travel					
Contractual Services					
Commodities					
Other Than Equipment					
Equipment					
Vehicles					
Wireless Communication Devices					
Subsidies, Loans & Grants					
Total					
No. of Positions (FTE)					

	FY 2017 Total Request				
	(26) General	(27) State Support Special	(28) Federal	(29) Other Special	(30) Total
Salaries,Wages & Fringe	222,133	440,000		417,961	1,080,094
Travel	12,980			2,696	15,676
Contractual Services	180,731			441,562	622,293
Commodities	8,124			4,612	12,736
Other Than Equipment	50,345			75,200	125,545
Equipment	12,135				12,135
Vehicles					
Wireless Communication Devices					
Subsidies, Loans & Grants					
Total	486,448	440,000		942,031	1,868,479
No. of Positions (FTE)	10.00	2.00		12.00	24.00

Note: FY2017 Total Request = FY2016 Estimated + FY2017 Incr(Decr) for Continuation + FY2017 Expansion/Reduction of Existing Activities + FY2017 New Activities.

CONTINUATION AND EXPANDED REQUEST

Mississippi Valley State University (266-00)

STUDENT SERVICES

Name of Agency

Program

	FY 2015 Actual				
	(1) General	(2) State Support Special	(3) Federal	(4) Other Special	(5) Total
Salaries,Wages & Fringe	1,399,233			1,471,413	2,870,646
Travel	257,416			220,137	477,553
Contractual Services	357,632			359,128	716,760
Commodities	153,178			161,684	314,862
Other Than Equipment					
Equipment	4,085				4,085
Vehicles					
Wireless Communication Devices					
Subsidies, Loans & Grants					
Total	2,171,544			2,212,362	4,383,906
No. of Positions (FTE)	26.00	5.00		27.00	58.00

	FY 2016 Estimated				
	(6) General	(7) State Support Special	(8) Federal	(9) Other Special	(10) Total
Salaries,Wages & Fringe	1,376,300			1,699,315	3,075,615
Travel	269,970			271,239	541,209
Contractual Services	615,580			425,345	1,040,925
Commodities	134,173			181,573	315,746
Other Than Equipment					
Equipment	13,000			2,000	15,000
Vehicles					
Wireless Communication Devices					
Subsidies, Loans & Grants					
Total	2,409,023			2,579,472	4,988,495
No. of Positions (FTE)	25.00	5.00		29.00	59.00

	FY 2017 Increase/Decrease for Continuation				
	(11) General	(12) State Support Special	(13) Federal	(14) Other Special	(15) Total
Salaries,Wages & Fringe	82,119				82,119
Travel					
Contractual Services					
Commodities					
Other Than Equipment					
Equipment					
Vehicles					
Wireless Communication Devices					
Subsidies, Loans & Grants					
Total	82,119				82,119
No. of Positions (FTE)					

Note: FY2017 Total Request = FY2016 Estimated + FY2017 Incr(Decr) for Continuation + FY2017 Expansion/Reduction of Existing Activities + FY2017 New Activities.

CONTINUATION AND EXPANDED REQUEST

Mississippi Valley State University (266-00)

STUDENT SERVICES

Name of Agency

Program

	FY 2017 Expansion/Reduction of Existing Activities				
	(16) General	(17) State Support Special	(18) Federal	(19) Other Special	(20) Total
Salaries,Wages & Fringe					
Travel					
Contractual Services					
Commodities					
Other Than Equipment					
Equipment					
Vehicles					
Wireless Communication Devices					
Subsidies, Loans & Grants					
Total					
No. of Positions (FTE)					

	FY 2017 New Activities				
	(21) General	(22) State Support Special	(23) Federal	(24) Other Special	(25) Total
Salaries,Wages & Fringe					
Travel					
Contractual Services					
Commodities					
Other Than Equipment					
Equipment					
Vehicles					
Wireless Communication Devices					
Subsidies, Loans & Grants					
Total					
No. of Positions (FTE)					

	FY 2017 Total Request				
	(26) General	(27) State Support Special	(28) Federal	(29) Other Special	(30) Total
Salaries,Wages & Fringe	1,458,419			1,699,315	3,157,734
Travel	269,970			271,239	541,209
Contractual Services	615,580			425,345	1,040,925
Commodities	134,173			181,573	315,746
Other Than Equipment					
Equipment	13,000			2,000	15,000
Vehicles					
Wireless Communication Devices					
Subsidies, Loans & Grants					
Total	2,491,142			2,579,472	5,070,614
No. of Positions (FTE)	25.00	5.00		29.00	59.00

Note: FY2017 Total Request = FY2016 Estimated + FY2017 Incr(Decr) for Continuation + FY2017 Expansion/Reduction of Existing Activities + FY2017 New Activities.

CONTINUATION AND EXPANDED REQUEST

Mississippi Valley State University (266-00)

INSTITUTIONAL SUPPORT

Name of Agency

Program

	FY 2015 Actual				
	(1) General	(2) State Support Special	(3) Federal	(4) Other Special	(5) Total
Salaries,Wages & Fringe	1,580,000	421,283		2,124,716	4,125,999
Travel	64,372			86,608	150,980
Contractual Services	361,933			203,320	565,253
Commodities	72,998			40,003	113,001
Other Than Equipment					
Equipment	6,134			3,468	9,602
Vehicles					
Wireless Communication Devices					
Subsidies, Loans & Grants					
Total	2,085,437	421,283		2,458,115	4,964,835
No. of Positions (FTE)	28.00	5.00		29.00	62.00

	FY 2016 Estimated				
	(6) General	(7) State Support Special	(8) Federal	(9) Other Special	(10) Total
Salaries,Wages & Fringe	1,831,564	421,283		2,198,466	4,451,313
Travel	64,372			81,300	145,672
Contractual Services	361,933			371,533	733,466
Commodities	65,342			66,930	132,272
Other Than Equipment					
Equipment	5,333			6,028	11,361
Vehicles					
Wireless Communication Devices					
Subsidies, Loans & Grants	116,310			46,845	163,155
Total	2,444,854	421,283		2,771,102	5,637,239
No. of Positions (FTE)	27.00	5.00		31.00	63.00

	FY 2017 Increase/Decrease for Continuation				
	(11) General	(12) State Support Special	(13) Federal	(14) Other Special	(15) Total
Salaries,Wages & Fringe	118,850				118,850
Travel					
Contractual Services					
Commodities					
Other Than Equipment					
Equipment					
Vehicles					
Wireless Communication Devices					
Subsidies, Loans & Grants					
Total	118,850				118,850
No. of Positions (FTE)					

Note: FY2017 Total Request = FY2016 Estimated + FY2017 Incr(Decr) for Continuation + FY2017 Expansion/Reduction of Existing Activities + FY2017 New Activities.

CONTINUATION AND EXPANDED REQUEST

Mississippi Valley State University (266-00)

INSTITUTIONAL SUPPORT

Name of Agency

Program

	FY 2017 Expansion/Reduction of Existing Activities				
	(16) General	(17) State Support Special	(18) Federal	(19) Other Special	(20) Total
Salaries,Wages & Fringe					
Travel					
Contractual Services					
Commodities					
Other Than Equipment					
Equipment					
Vehicles					
Wireless Communication Devices					
Subsidies, Loans & Grants					
Total					
No. of Positions (FTE)					

	FY 2017 New Activities				
	(21) General	(22) State Support Special	(23) Federal	(24) Other Special	(25) Total
Salaries,Wages & Fringe					
Travel					
Contractual Services					
Commodities					
Other Than Equipment					
Equipment					
Vehicles					
Wireless Communication Devices					
Subsidies, Loans & Grants					
Total					
No. of Positions (FTE)					

	FY 2017 Total Request				
	(26) General	(27) State Support Special	(28) Federal	(29) Other Special	(30) Total
Salaries,Wages & Fringe	1,950,414	421,283		2,198,466	4,570,163
Travel	64,372			81,300	145,672
Contractual Services	361,933			371,533	733,466
Commodities	65,342			66,930	132,272
Other Than Equipment					
Equipment	5,333			6,028	11,361
Vehicles					
Wireless Communication Devices					
Subsidies, Loans & Grants	116,310			46,845	163,155
Total	2,563,704	421,283		2,771,102	5,756,089
No. of Positions (FTE)	27.00	5.00		31.00	63.00

Note: FY2017 Total Request = FY2016 Estimated + FY2017 Incr(Decr) for Continuation + FY2017 Expansion/Reduction of Existing Activities + FY2017 New Activities.

CONTINUATION AND EXPANDED REQUEST

Mississippi Valley State University (266-00)

OPERATION & MAINTENANCE

Name of Agency	FY 2015 Actual					Program
	(1)	(2)	(3)	(4)	(5)	
	General	State Support Special	Federal	Other Special	Total	
Salaries,Wages & Fringe	719,713	432,000		1,432,184	2,583,897	
Travel	998			267	1,265	
Contractual Services	1,081,354	485,605		903,678	2,470,637	
Commodities	382,497	115,000		28,880	526,377	
Other Than Equipment						
Equipment	15,736			24,964	40,700	
Vehicles						
Wireless Communication Devices						
Subsidies, Loans & Grants						
Total	2,200,298	1,032,605		2,389,973	5,622,876	
No. of Positions (FTE)	30.00	6.00		32.00	68.00	

Name of Agency	FY 2016 Estimated					Program
	(6)	(7)	(8)	(9)	(10)	
	General	State Support Special	Federal	Other Special	Total	
Salaries,Wages & Fringe	475,457	432,000		1,735,364	2,642,821	
Travel	998			6,987	7,985	
Contractual Services	500,000	105,000		1,991,994	2,596,994	
Commodities	202,038			400,153	602,191	
Other Than Equipment						
Equipment	43,173			38,827	82,000	
Vehicles						
Wireless Communication Devices						
Subsidies, Loans & Grants		2,700,000		(643,288)	2,056,712	
Total	1,221,666	3,237,000		3,530,037	7,988,703	
No. of Positions (FTE)	29.00	6.00		34.00	69.00	

Name of Agency	FY 2017 Increase/Decrease for Continuation					Program
	(11)	(12)	(13)	(14)	(15)	
	General	State Support Special	Federal	Other Special	Total	
Salaries,Wages & Fringe	70,563				70,563	
Travel						
Contractual Services						
Commodities						
Other Than Equipment						
Equipment						
Vehicles						
Wireless Communication Devices						
Subsidies, Loans & Grants		(1,910,154)			(1,910,154)	
Total	70,563	(1,910,154)			(1,839,591)	
No. of Positions (FTE)						

Note: FY2017 Total Request = FY2016 Estimated + FY2017 Incr(Decr) for Continuation + FY2017 Expansion/Reduction of Existing Activities + FY2017 New Activities.

CONTINUATION AND EXPANDED REQUEST

Mississippi Valley State University (266-00)

OPERATION & MAINTENANCE

Name of Agency

Program

	FY 2017 Expansion/Reduction of Existing Activities				
	(16) General	(17) State Support Special	(18) Federal	(19) Other Special	(20) Total
Salaries,Wages & Fringe					
Travel					
Contractual Services					
Commodities					
Other Than Equipment					
Equipment					
Vehicles					
Wireless Communication Devices					
Subsidies, Loans & Grants					
Total					
No. of Positions (FTE)					

	FY 2017 New Activities				
	(21) General	(22) State Support Special	(23) Federal	(24) Other Special	(25) Total
Salaries,Wages & Fringe					
Travel					
Contractual Services					
Commodities					
Other Than Equipment					
Equipment					
Vehicles					
Wireless Communication Devices					
Subsidies, Loans & Grants					
Total					
No. of Positions (FTE)					

	FY 2017 Total Request				
	(26) General	(27) State Support Special	(28) Federal	(29) Other Special	(30) Total
Salaries,Wages & Fringe	546,020	432,000		1,735,364	2,713,384
Travel	998			6,987	7,985
Contractual Services	500,000	105,000		1,991,994	2,596,994
Commodities	202,038			400,153	602,191
Other Than Equipment					
Equipment	43,173			38,827	82,000
Vehicles					
Wireless Communication Devices					
Subsidies, Loans & Grants		789,846		(643,288)	146,558
Total	1,292,229	1,326,846		3,530,037	6,149,112
No. of Positions (FTE)	29.00	6.00		34.00	69.00

Note: FY2017 Total Request = FY2016 Estimated + FY2017 Incr(Decr) for Continuation + FY2017 Expansion/Reduction of Existing Activities + FY2017 New Activities.

CONTINUATION AND EXPANDED REQUEST

Mississippi Valley State University (266-00)

SCHOLARSHIP & FELLOWSHIPS

Name of Agency	FY 2015 Actual				
	(1) General	(2) State Support Special	(3) Federal	(4) Other Special	(5) Total
Salaries,Wages & Fringe	20,000			20,776	40,776
Travel					
Contractual Services	1,979,344			943,831	2,923,175
Commodities	35,387			89,668	125,055
Other Than Equipment					
Equipment					
Vehicles					
Wireless Communication Devices					
Subsidies, Loans & Grants					
Total	2,034,731			1,054,275	3,089,006
No. of Positions (FTE)	0.50			0.50	1.00

Name of Agency	FY 2016 Estimated				
	(6) General	(7) State Support Special	(8) Federal	(9) Other Special	(10) Total
Salaries,Wages & Fringe	20,783			20,872	41,655
Travel					
Contractual Services	2,134,405			1,768,114	3,902,519
Commodities	85,799			64,201	150,000
Other Than Equipment					
Equipment					
Vehicles					
Wireless Communication Devices					
Subsidies, Loans & Grants				70,000	70,000
Total	2,240,987			1,923,187	4,164,174
No. of Positions (FTE)	0.50			0.50	1.00

Name of Agency	FY 2017 Increase/Decrease for Continuation				
	(11) General	(12) State Support Special	(13) Federal	(14) Other Special	(15) Total
Salaries,Wages & Fringe	286				286
Travel					
Contractual Services					
Commodities					
Other Than Equipment					
Equipment					
Vehicles					
Wireless Communication Devices					
Subsidies, Loans & Grants					
Total	286				286
No. of Positions (FTE)					

Note: FY2017 Total Request = FY2016 Estimated + FY2017 Incr(Decr) for Continuation + FY2017 Expansion/Reduction of Existing Activities + FY2017 New Activities.

CONTINUATION AND EXPANDED REQUEST

Mississippi Valley State University (266-00)

SCHOLARSHIP & FELLOWSHIPS

Name of Agency

Program

	FY 2017 Expansion/Reduction of Existing Activities				
	(16) General	(17) State Support Special	(18) Federal	(19) Other Special	(20) Total
Salaries,Wages & Fringe					
Travel					
Contractual Services					
Commodities					
Other Than Equipment					
Equipment					
Vehicles					
Wireless Communication Devices					
Subsidies, Loans & Grants					
Total					
No. of Positions (FTE)					

	FY 2017 New Activities				
	(21) General	(22) State Support Special	(23) Federal	(24) Other Special	(25) Total
Salaries,Wages & Fringe					
Travel					
Contractual Services					
Commodities					
Other Than Equipment					
Equipment					
Vehicles					
Wireless Communication Devices					
Subsidies, Loans & Grants					
Total					
No. of Positions (FTE)					

	FY 2017 Total Request				
	(26) General	(27) State Support Special	(28) Federal	(29) Other Special	(30) Total
Salaries,Wages & Fringe	21,069			20,872	41,941
Travel					
Contractual Services	2,134,405			1,768,114	3,902,519
Commodities	85,799			64,201	150,000
Other Than Equipment					
Equipment					
Vehicles					
Wireless Communication Devices					
Subsidies, Loans & Grants				70,000	70,000
Total	2,241,273			1,923,187	4,164,460
No. of Positions (FTE)	0.50			0.50	1.00

Note: FY2017 Total Request = FY2016 Estimated + FY2017 Incr(Decr) for Continuation + FY2017 Expansion/Reduction of Existing Activities + FY2017 New Activities.

CONTINUATION AND EXPANDED REQUEST

Mississippi Valley State University (266-00)

MANDATORY TRANSFERS

Name of Agency

Program

	FY 2015 Actual				
	(1) General	(2) State Support Special	(3) Federal	(4) Other Special	(5) Total
Salaries,Wages & Fringe					
Travel					
Contractual Services					
Commodities					
Other Than Equipment					
Equipment					
Vehicles					
Wireless Communication Devices					
Subsidies, Loans & Grants					
Total					
No. of Positions (FTE)					

	FY 2016 Estimated				
	(6) General	(7) State Support Special	(8) Federal	(9) Other Special	(10) Total
Salaries,Wages & Fringe					
Travel					
Contractual Services					
Commodities					
Other Than Equipment					
Equipment					
Vehicles					
Wireless Communication Devices					
Subsidies, Loans & Grants					
Total					
No. of Positions (FTE)					

	FY 2017 Increase/Decrease for Continuation				
	(11) General	(12) State Support Special	(13) Federal	(14) Other Special	(15) Total
Salaries,Wages & Fringe					
Travel					
Contractual Services					
Commodities					
Other Than Equipment					
Equipment					
Vehicles					
Wireless Communication Devices					
Subsidies, Loans & Grants					
Total					
No. of Positions (FTE)					

Note: FY2017 Total Request = FY2016 Estimated + FY2017 Incr(Decr) for Continuation + FY2017 Expansion/Reduction of Existing Activities + FY2017 New Activities.

CONTINUATION AND EXPANDED REQUEST

Mississippi Valley State University (266-00)

MANDATORY TRANSFERS

Name of Agency

Program

	FY 2017 Expansion/Reduction of Existing Activities				
	(16) General	(17) State Support Special	(18) Federal	(19) Other Special	(20) Total
Salaries,Wages & Fringe					
Travel					
Contractual Services					
Commodities					
Other Than Equipment					
Equipment					
Vehicles					
Wireless Communication Devices					
Subsidies, Loans & Grants					
Total					
No. of Positions (FTE)					

	FY 2017 New Activities				
	(21) General	(22) State Support Special	(23) Federal	(24) Other Special	(25) Total
Salaries,Wages & Fringe					
Travel					
Contractual Services					
Commodities					
Other Than Equipment					
Equipment					
Vehicles					
Wireless Communication Devices					
Subsidies, Loans & Grants					
Total					
No. of Positions (FTE)					

	FY 2017 Total Request				
	(26) General	(27) State Support Special	(28) Federal	(29) Other Special	(30) Total
Salaries,Wages & Fringe					
Travel					
Contractual Services					
Commodities					
Other Than Equipment					
Equipment					
Vehicles					
Wireless Communication Devices					
Subsidies, Loans & Grants					
Total					
No. of Positions (FTE)					

Note: FY2017 Total Request = FY2016 Estimated + FY2017 Incr(Decr) for Continuation + FY2017 Expansion/Reduction of Existing Activities + FY2017 New Activities.

CONTINUATION AND EXPANDED REQUEST

Mississippi Valley State University (266-00)

NON-MANDATORY TRANSFERS

Name of Agency

Program

	FY 2015 Actual				
	(1) General	(2) State Support Special	(3) Federal	(4) Other Special	(5) Total
Salaries,Wages & Fringe					
Travel					
Contractual Services					
Commodities					
Other Than Equipment					
Equipment					
Vehicles					
Wireless Communication Devices					
Subsidies, Loans & Grants					
Total					
No. of Positions (FTE)					

	FY 2016 Estimated				
	(6) General	(7) State Support Special	(8) Federal	(9) Other Special	(10) Total
Salaries,Wages & Fringe					
Travel					
Contractual Services					
Commodities					
Other Than Equipment					
Equipment					
Vehicles					
Wireless Communication Devices					
Subsidies, Loans & Grants					
Total					
No. of Positions (FTE)					

	FY 2017 Increase/Decrease for Continuation				
	(11) General	(12) State Support Special	(13) Federal	(14) Other Special	(15) Total
Salaries,Wages & Fringe					
Travel					
Contractual Services					
Commodities					
Other Than Equipment					
Equipment					
Vehicles					
Wireless Communication Devices					
Subsidies, Loans & Grants					
Total					
No. of Positions (FTE)					

Note: FY2017 Total Request = FY2016 Estimated + FY2017 Incr(Decr) for Continuation + FY2017 Expansion/Reduction of Existing Activities + FY2017 New Activities.

CONTINUATION AND EXPANDED REQUEST

Mississippi Valley State University (266-00)

NON-MANDATORY TRANSFERS

Name of Agency

Program

	FY 2017 Expansion/Reduction of Existing Activities				
	(16) General	(17) State Support Special	(18) Federal	(19) Other Special	(20) Total
Salaries,Wages & Fringe					
Travel					
Contractual Services					
Commodities					
Other Than Equipment					
Equipment					
Vehicles					
Wireless Communication Devices					
Subsidies, Loans & Grants					
Total					
No. of Positions (FTE)					

	FY 2017 New Activities				
	(21) General	(22) State Support Special	(23) Federal	(24) Other Special	(25) Total
Salaries,Wages & Fringe					
Travel					
Contractual Services					
Commodities					
Other Than Equipment					
Equipment					
Vehicles					
Wireless Communication Devices					
Subsidies, Loans & Grants					
Total					
No. of Positions (FTE)					

	FY 2017 Total Request				
	(26) General	(27) State Support Special	(28) Federal	(29) Other Special	(30) Total
Salaries,Wages & Fringe					
Travel					
Contractual Services					
Commodities					
Other Than Equipment					
Equipment					
Vehicles					
Wireless Communication Devices					
Subsidies, Loans & Grants					
Total					
No. of Positions (FTE)					

Note: FY2017 Total Request = FY2016 Estimated + FY2017 Incr(Decr) for Continuation + FY2017 Expansion/Reduction of Existing Activities + FY2017 New Activities.

PROGRAM DECISION UNITS

Mississippi Valley State University

1 - INSTRUCTION

Name of Agency

Program Name

	A	B	C	D	E	F	G	
EXPENDITURES	FY 2016 Appropriated	Escalations By DFA	Non-Recurring Items	Competitive Salary Program	Recover FY 2015 Capital	Total Funding Change	FY 2017 Total Request	
SALARIES	12,511,680			334,062		334,062	12,845,742	
GENERAL	6,216,255			334,062		334,062	6,550,317	
ST. SUP. SPECIAL	678,394						678,394	
FEDERAL								
OTHER	5,617,031						5,617,031	
TRAVEL	150,615						150,615	
GENERAL	47,286						47,286	
ST. SUP.SPECIAL								
FEDERAL								
OTHER	103,329						103,329	
CONTRACTUAL	537,669						537,669	
GENERAL	323,520						323,520	
ST. SUP. SPECIAL								
FEDERAL								
OTHER	214,149						214,149	
COMMODITIES	173,887						173,887	
GENERAL	104,298						104,298	
ST. SUP. SPECIAL								
FEDERAL								
OTHER	69,589						69,589	
CAPTITAL-OTE								
GENERAL								
ST. SUP. SPECIAL								
FEDERAL								
OTHER								
EQUIPMENT	46,824						46,824	
GENERAL	11,780						11,780	
ST. SUP. SPECIAL								
FEDERAL								
OTHER	35,044						35,044	
VEHICLES								
GENERAL								
ST. SUP. SPECIAL								
FEDERAL								
OTHER								
WIRELESS DEV								
GENERAL								
ST. SUP. SPECIAL								
FEDERAL								
OTHER								
SUBSIDIES								
GENERAL								
ST. SUP. SPECIAL								
FEDERAL								
OTHER								
TOTAL	13,420,675			334,062		334,062	13,754,737	

FUNDING

GENERAL FUNDS	6,703,139			334,062		334,062	7,037,201	
ST. SUP. SPCL FUNDS	678,394						678,394	
FEDERAL FUNDS								
OTHER SP. FUNDS	6,039,142						6,039,142	
TOTAL	13,420,675			334,062		334,062	13,754,737	

POSITIONS

GENERAL FTE	79.00						79.00	
ST. SUP. SPCL. FTE	15.00						15.00	
FEDERAL FTE								
OTHER SP. FTE	93.00						93.00	
TOTAL	187.00						187.00	

PRIORITY LEVEL :

				1	1			
--	--	--	--	---	---	--	--	--

PROGRAM DECISION UNITS

Mississippi Valley State University

2 - RESEARCH

Name of Agency

Program Name

	A	B	C	D	E	F	G	
EXPENDITURES	FY 2016 Appropriated	Escalations By DFA	Non-Recurring Items	Competitive Salary Program	Recover FY 2015 Capital	Total Funding Change	FY 2017 Total Request	
SALARIES								
GENERAL								
ST. SUP. SPECIAL								
FEDERAL								
OTHER								
TRAVEL								
GENERAL								
ST. SUP. SPECIAL								
FEDERAL								
OTHER								
CONTRACTUAL								
GENERAL								
ST. SUP. SPECIAL								
FEDERAL								
OTHER								
COMMODITIES								
GENERAL								
ST. SUP. SPECIAL								
FEDERAL								
OTHER								
CAPTITAL-OTE								
GENERAL								
ST. SUP. SPECIAL								
FEDERAL								
OTHER								
EQUIPMENT								
GENERAL								
ST. SUP. SPECIAL								
FEDERAL								
OTHER								
VEHICLES								
GENERAL								
ST. SUP. SPECIAL								
FEDERAL								
OTHER								
WIRELESS DEV								
GENERAL								
ST. SUP. SPECIAL								
FEDERAL								
OTHER								
SUBSIDIES								
GENERAL								
ST. SUP. SPECIAL								
FEDERAL								
OTHER								
TOTAL								

FUNDING

GENERAL FUNDS								
ST. SUP. SPCL FUNDS								
FEDERAL FUNDS								
OTHER SP. FUNDS								
TOTAL								

POSITIONS

GENERAL FTE								
ST. SUP. SPCL. FTE								
FEDERAL FTE								
OTHER SP. FTE								
TOTAL								

PRIORITY LEVEL :

				1	1			
--	--	--	--	---	---	--	--	--

PROGRAM DECISION UNITS

Mississippi Valley State University

3 - PUBLIC SERVICE

Name of Agency

Program Name

	A	B	C	D	E	F	G	
EXPENDITURES	FY 2016 Appropriated	Escalations By DFA	Non-Recurring Items	Competitive Salary Program	Recover FY 2015 Capital	Total Funding Change	FY 2017 Total Request	
SALARIES	83,575			2,231		2,231	85,806	
GENERAL	41,787			2,231		2,231	44,018	
ST. SUP. SPECIAL								
FEDERAL								
OTHER	41,788						41,788	
TRAVEL								
GENERAL								
ST. SUP. SPECIAL								
FEDERAL								
OTHER								
CONTRACTUAL	6,749						6,749	
GENERAL	3,375						3,375	
ST. SUP. SPECIAL								
FEDERAL								
OTHER	3,374						3,374	
COMMODITIES								
GENERAL								
ST. SUP. SPECIAL								
FEDERAL								
OTHER								
CAPTITAL-OTE								
GENERAL								
ST. SUP. SPECIAL								
FEDERAL								
OTHER								
EQUIPMENT								
GENERAL								
ST. SUP. SPECIAL								
FEDERAL								
OTHER								
VEHICLES								
GENERAL								
ST. SUP. SPECIAL								
FEDERAL								
OTHER								
WIRELESS DEV								
GENERAL								
ST. SUP. SPECIAL								
FEDERAL								
OTHER								
SUBSIDIES								
GENERAL								
ST. SUP. SPECIAL								
FEDERAL								
OTHER								
TOTAL	90,324			2,231		2,231	92,555	

FUNDING

GENERAL FUNDS	45,162			2,231		2,231	47,393	
ST. SUP. SPCL FUNDS								
FEDERAL FUNDS								
OTHER SP. FUNDS	45,162						45,162	
TOTAL	90,324			2,231		2,231	92,555	

POSITIONS

GENERAL FTE	1.00						1.00	
ST. SUP. SPCL. FTE								
FEDERAL FTE								
OTHER SP. FTE	1.00						1.00	
TOTAL	2.00						2.00	

PRIORITY LEVEL :

				1	1			
--	--	--	--	---	---	--	--	--

PROGRAM DECISION UNITS

Mississippi Valley State University

4 - ACADEMIC SUPPORT

Name of Agency

Program Name

	A	B	C	D	E	F	G	
EXPENDITURES	FY 2016 Appropriated	Escalations By DFA	Non-Recurring Items	Competitive Salary Program	Recover FY 2015 Capital	Total Funding Change	FY 2017 Total Request	
SALARIES	1,052,005			28,089		28,089	1,080,094	
GENERAL	194,044			28,089		28,089	222,133	
ST. SUP. SPECIAL	440,000						440,000	
FEDERAL								
OTHER	417,961						417,961	
TRAVEL	15,676						15,676	
GENERAL	12,980						12,980	
ST. SUP. SPECIAL								
FEDERAL								
OTHER	2,696						2,696	
CONTRACTUAL	622,293						622,293	
GENERAL	180,731						180,731	
ST. SUP. SPECIAL								
FEDERAL								
OTHER	441,562						441,562	
COMMODITIES	12,736						12,736	
GENERAL	8,124						8,124	
ST. SUP. SPECIAL								
FEDERAL								
OTHER	4,612						4,612	
CAPTITAL-OTE	125,545						125,545	
GENERAL	50,345						50,345	
ST. SUP. SPECIAL								
FEDERAL								
OTHER	75,200						75,200	
EQUIPMENT	12,135						12,135	
GENERAL	12,135						12,135	
ST. SUP. SPECIAL								
FEDERAL								
OTHER								
VEHICLES								
GENERAL								
ST. SUP. SPECIAL								
FEDERAL								
OTHER								
WIRELESS DEV								
GENERAL								
ST. SUP. SPECIAL								
FEDERAL								
OTHER								
SUBSIDIES								
GENERAL								
ST. SUP. SPECIAL								
FEDERAL								
OTHER								
TOTAL	1,840,390			28,089		28,089	1,868,479	

FUNDING

GENERAL FUNDS	458,359			28,089		28,089	486,448	
ST. SUP. SPCL FUNDS	440,000						440,000	
FEDERAL FUNDS								
OTHER SP. FUNDS	942,031						942,031	
TOTAL	1,840,390			28,089		28,089	1,868,479	

POSITIONS

GENERAL FTE	10.00						10.00	
ST. SUP. SPCL. FTE	2.00						2.00	
FEDERAL FTE								
OTHER SP. FTE	12.00						12.00	
TOTAL	24.00						24.00	

PRIORITY LEVEL :

				1	1			
--	--	--	--	---	---	--	--	--

PROGRAM DECISION UNITS

Mississippi Valley State University

5 - STUDENT SERVICES

Name of Agency

Program Name

	A	B	C	D	E	F	G	
EXPENDITURES	FY 2016 Appropriated	Escalations By DFA	Non-Recurring Items	Competitive Salary Program	Recover FY 2015 Capital	Total Funding Change	FY 2017 Total Request	
SALARIES	3,075,615			82,119		82,119	3,157,734	
GENERAL	1,376,300			82,119		82,119	1,458,419	
ST. SUP. SPECIAL								
FEDERAL								
OTHER	1,699,315						1,699,315	
TRAVEL	541,209						541,209	
GENERAL	269,970						269,970	
ST. SUP. SPECIAL								
FEDERAL								
OTHER	271,239						271,239	
CONTRACTUAL	1,040,925						1,040,925	
GENERAL	615,580						615,580	
ST. SUP. SPECIAL								
FEDERAL								
OTHER	425,345						425,345	
COMMODITIES	315,746						315,746	
GENERAL	134,173						134,173	
ST. SUP. SPECIAL								
FEDERAL								
OTHER	181,573						181,573	
CAPTITAL-OTE								
GENERAL								
ST. SUP. SPECIAL								
FEDERAL								
OTHER								
EQUIPMENT	15,000						15,000	
GENERAL	13,000						13,000	
ST. SUP. SPECIAL								
FEDERAL								
OTHER	2,000						2,000	
VEHICLES								
GENERAL								
ST. SUP. SPECIAL								
FEDERAL								
OTHER								
WIRELESS DEV								
GENERAL								
ST. SUP. SPECIAL								
FEDERAL								
OTHER								
SUBSIDIES								
GENERAL								
ST. SUP. SPECIAL								
FEDERAL								
OTHER								
TOTAL	4,988,495			82,119		82,119	5,070,614	

FUNDING

GENERAL FUNDS	2,409,023			82,119		82,119	2,491,142	
ST. SUP. SPCL FUNDS								
FEDERAL FUNDS								
OTHER SP. FUNDS	2,579,472						2,579,472	
TOTAL	4,988,495			82,119		82,119	5,070,614	

POSITIONS

GENERAL FTE	25.00						25.00	
ST. SUP. SPCL. FTE	5.00						5.00	
FEDERAL FTE								
OTHER SP. FTE	29.00						29.00	
TOTAL	59.00						59.00	

PRIORITY LEVEL :

				1	1			
--	--	--	--	---	---	--	--	--

PROGRAM DECISION UNITS

Mississippi Valley State University

6 - INSTITUTIONAL SUPPORT

Name of Agency

Program Name

	A	B	C	D	E	F	G
EXPENDITURES	FY 2016 Appropriated	Escalations By DFA	Non-Recurring Items	Competitive Salary Program	Recover FY 2015 Capital	Total Funding Change	FY 2017 Total Request
SALARIES	4,451,313			118,850		118,850	4,570,163
GENERAL	1,831,564			118,850		118,850	1,950,414
ST. SUP. SPECIAL	421,283						421,283
FEDERAL							
OTHER	2,198,466						2,198,466
TRAVEL	145,672						145,672
GENERAL	64,372						64,372
ST. SUP. SPECIAL							
FEDERAL							
OTHER	81,300						81,300
CONTRACTUAL	733,466						733,466
GENERAL	361,933						361,933
ST. SUP. SPECIAL							
FEDERAL							
OTHER	371,533						371,533
COMMODITIES	132,272						132,272
GENERAL	65,342						65,342
ST. SUP. SPECIAL							
FEDERAL							
OTHER	66,930						66,930
CAPTITAL-OTE							
GENERAL							
ST. SUP. SPECIAL							
FEDERAL							
OTHER							
EQUIPMENT	11,361						11,361
GENERAL	5,333						5,333
ST. SUP. SPECIAL							
FEDERAL							
OTHER	6,028						6,028
VEHICLES							
GENERAL							
ST. SUP. SPECIAL							
FEDERAL							
OTHER							
WIRELESS DEV							
GENERAL							
ST. SUP. SPECIAL							
FEDERAL							
OTHER							
SUBSIDIES	163,155						163,155
GENERAL	116,310						116,310
ST. SUP. SPECIAL							
FEDERAL							
OTHER	46,845						46,845
TOTAL	5,637,239			118,850		118,850	5,756,089

FUNDING

GENERAL FUNDS	2,444,854			118,850		118,850	2,563,704
ST. SUP. SPCL FUNDS	421,283						421,283
FEDERAL FUNDS							
OTHER SP. FUNDS	2,771,102						2,771,102
TOTAL	5,637,239			118,850		118,850	5,756,089

POSITIONS

GENERAL FTE	27.00						27.00
ST. SUP. SPCL. FTE	5.00						5.00
FEDERAL FTE							
OTHER SP. FTE	31.00						31.00
TOTAL	63.00						63.00

PRIORITY LEVEL :

				1	1		
--	--	--	--	---	---	--	--

PROGRAM DECISION UNITS

Mississippi Valley State University

7 - OPERATION & MAINTENANCE

Name of Agency

Program Name

	A	B	C	D	E	F	G
EXPENDITURES	FY 2016 Appropriated	Escalations By DFA	Non-Recurring Items	Competitive Salary Program	Recover FY 2015 Capital	Total Funding Change	FY 2017 Total Request
SALARIES	2,642,821			70,563		70,563	2,713,384
GENERAL	475,457			70,563		70,563	546,020
ST. SUP. SPECIAL	432,000						432,000
FEDERAL							
OTHER	1,735,364						1,735,364
TRAVEL	7,985						7,985
GENERAL	998						998
ST. SUP. SPECIAL							
FEDERAL							
OTHER	6,987						6,987
CONTRACTUAL	2,596,994						2,596,994
GENERAL	500,000						500,000
ST. SUP. SPECIAL	105,000						105,000
FEDERAL							
OTHER	1,991,994						1,991,994
COMMODITIES	602,191						602,191
GENERAL	202,038						202,038
ST. SUP. SPECIAL							
FEDERAL							
OTHER	400,153						400,153
CAPTITAL-OTE							
GENERAL							
ST. SUP. SPECIAL							
FEDERAL							
OTHER							
EQUIPMENT	82,000						82,000
GENERAL	43,173						43,173
ST. SUP. SPECIAL							
FEDERAL							
OTHER	38,827						38,827
VEHICLES							
GENERAL							
ST. SUP. SPECIAL							
FEDERAL							
OTHER							
WIRELESS DEV							
GENERAL							
ST. SUP. SPECIAL							
FEDERAL							
OTHER							
SUBSIDIES	2,056,712				(1,910,154)	(1,910,154)	146,558
GENERAL							
ST. SUP. SPECIAL	2,700,000				(1,910,154)	(1,910,154)	789,846
FEDERAL							
OTHER	(643,288)						(643,288)
TOTAL	7,988,703			70,563	(1,910,154)	(1,839,591)	6,149,112

FUNDING

GENERAL FUNDS	1,221,666			70,563		70,563	1,292,229
ST. SUP. SPCL FUNDS	3,237,000				(1,910,154)	(1,910,154)	1,326,846
FEDERAL FUNDS							
OTHER SP. FUNDS	3,530,037						3,530,037
TOTAL	7,988,703			70,563	(1,910,154)	(1,839,591)	6,149,112

POSITIONS

GENERAL FTE	29.00						29.00
ST. SUP. SPCL. FTE	6.00						6.00
FEDERAL FTE							
OTHER SP. FTE	34.00						34.00
TOTAL	69.00						69.00

PRIORITY LEVEL :

				1	1		
--	--	--	--	---	---	--	--

PROGRAM DECISION UNITS

Mississippi Valley State University

8 - SCHOLARSHIP & FELLOWSHIPS

Name of Agency

Program Name

	A	B	C	D	E	F	G	
EXPENDITURES	FY 2016 Appropriated	Escalations By DFA	Non-Recurring Items	Competitive Salary Program	Recover FY 2015 Capital	Total Funding Change	FY 2017 Total Request	
SALARIES	41,655			286		286	41,941	
GENERAL	20,783			286		286	21,069	
ST. SUP. SPECIAL								
FEDERAL								
OTHER	20,872						20,872	
TRAVEL								
GENERAL								
ST. SUP. SPECIAL								
FEDERAL								
OTHER								
CONTRACTUAL	3,902,519						3,902,519	
GENERAL	2,134,405						2,134,405	
ST. SUP. SPECIAL								
FEDERAL								
OTHER	1,768,114						1,768,114	
COMMODITIES	150,000						150,000	
GENERAL	85,799						85,799	
ST. SUP. SPECIAL								
FEDERAL								
OTHER	64,201						64,201	
CAPTITAL-OTE								
GENERAL								
ST. SUP. SPECIAL								
FEDERAL								
OTHER								
EQUIPMENT								
GENERAL								
ST. SUP. SPECIAL								
FEDERAL								
OTHER								
VEHICLES								
GENERAL								
ST. SUP. SPECIAL								
FEDERAL								
OTHER								
WIRELESS DEV								
GENERAL								
ST. SUP. SPECIAL								
FEDERAL								
OTHER								
SUBSIDIES	70,000						70,000	
GENERAL								
ST. SUP. SPECIAL								
FEDERAL								
OTHER	70,000						70,000	
TOTAL	4,164,174			286		286	4,164,460	

FUNDING

GENERAL FUNDS	2,240,987			286		286	2,241,273	
ST. SUP. SPCL FUNDS								
FEDERAL FUNDS								
OTHER SP. FUNDS	1,923,187						1,923,187	
TOTAL	4,164,174			286		286	4,164,460	

POSITIONS

GENERAL FTE	0.50						0.50	
ST. SUP. SPCL. FTE								
FEDERAL FTE								
OTHER SP. FTE	0.50						0.50	
TOTAL	1.00						1.00	

PRIORITY LEVEL :

				1	1			
--	--	--	--	---	---	--	--	--

PROGRAM DECISION UNITS

Mississippi Valley State University

9 - MANDATORY TRANSFERS

Name of Agency

Program Name

	A	B	C	D	E	F	G	
EXPENDITURES	FY 2016 Appropriated	Escalations By DFA	Non-Recurring Items	Competitive Salary Program	Recover FY 2015 Capital	Total Funding Change	FY 2017 Total Request	
SALARIES								
GENERAL								
ST. SUP. SPECIAL								
FEDERAL								
OTHER								
TRAVEL								
GENERAL								
ST. SUP. SPECIAL								
FEDERAL								
OTHER								
CONTRACTUAL								
GENERAL								
ST. SUP. SPECIAL								
FEDERAL								
OTHER								
COMMODITIES								
GENERAL								
ST. SUP. SPECIAL								
FEDERAL								
OTHER								
CAPTITAL-OTE								
GENERAL								
ST. SUP. SPECIAL								
FEDERAL								
OTHER								
EQUIPMENT								
GENERAL								
ST. SUP. SPECIAL								
FEDERAL								
OTHER								
VEHICLES								
GENERAL								
ST. SUP. SPECIAL								
FEDERAL								
OTHER								
WIRELESS DEV								
GENERAL								
ST. SUP. SPECIAL								
FEDERAL								
OTHER								
SUBSIDIES								
GENERAL								
ST. SUP. SPECIAL								
FEDERAL								
OTHER								
TOTAL								

FUNDING

GENERAL FUNDS								
ST. SUP. SPCL FUNDS								
FEDERAL FUNDS								
OTHER SP. FUNDS								
TOTAL								

POSITIONS

GENERAL FTE								
ST. SUP. SPCL. FTE								
FEDERAL FTE								
OTHER SP. FTE								
TOTAL								

PRIORITY LEVEL :

				1	1			
--	--	--	--	---	---	--	--	--

PROGRAM DECISION UNITS

Mississippi Valley State University

10 - NON-MANDATORY TRANSFERS

Name of Agency

Program Name

	A	B	C	D	E	F	G	
EXPENDITURES	FY 2016 Appropriated	Escalations By DFA	Non-Recurring Items	Competitive Salary Program	Recover FY 2015 Capital	Total Funding Change	FY 2017 Total Request	
SALARIES								
GENERAL								
ST. SUP. SPECIAL								
FEDERAL								
OTHER								
TRAVEL								
GENERAL								
ST. SUP. SPECIAL								
FEDERAL								
OTHER								
CONTRACTUAL								
GENERAL								
ST. SUP. SPECIAL								
FEDERAL								
OTHER								
COMMODITIES								
GENERAL								
ST. SUP. SPECIAL								
FEDERAL								
OTHER								
CAPTITAL-OTE								
GENERAL								
ST. SUP. SPECIAL								
FEDERAL								
OTHER								
EQUIPMENT								
GENERAL								
ST. SUP. SPECIAL								
FEDERAL								
OTHER								
VEHICLES								
GENERAL								
ST. SUP. SPECIAL								
FEDERAL								
OTHER								
WIRELESS DEV								
GENERAL								
ST. SUP. SPECIAL								
FEDERAL								
OTHER								
SUBSIDIES								
GENERAL								
ST. SUP. SPECIAL								
FEDERAL								
OTHER								
TOTAL								

FUNDING

GENERAL FUNDS								
ST. SUP. SPCL FUNDS								
FEDERAL FUNDS								
OTHER SP. FUNDS								
TOTAL								

POSITIONS

GENERAL FTE								
ST. SUP. SPCL. FTE								
FEDERAL FTE								
OTHER SP. FTE								
TOTAL								

PRIORITY LEVEL :

				1	1			
--	--	--	--	---	---	--	--	--

PROGRAM NARRATIVE

Program Data Collected in Accordance with the Mississippi Performance Budget and Strategic Planning Act of 1994
(To Accompany Form MBR-1-03)

Mississippi Valley State University

1 - INSTRUCTION

Name of Agency

Program Name

I. Program Description:

This program includes all expenditures that are part of the institution’s teaching program, including both credit and non-credit courses for academic, occupational, and vocational instruction. It includes departmental research and public service not budgeted separately, as well as department chairmen.

II. Program Objective:

The overall objective of the instruction program is to provide credit and non-credit academic and academic-support courses and activities geared toward ensuring that the best possible quality programs of study are provided consistent with the requirements of appropriate accrediting agencies and/or learned societies.

III. Current program activities as supported by the funding in Columns 6-15 (FY 2016 & FY 2017 Increase/Decrease for continuations) of MBR-1-03 and designated Budget Unit Decisions columns of MBR-1-03-A:

(D) Competitive Salary Program:

In order to offer competitive salary levels, funds are requested to enhance faculty and staff salaries for FY 2017.

(E) Recover FY 2015 Capital Fund Level:

In order to maintain state facilities in a cost effective manner, funds are requested to recover the FY 2015 Capital Expense Fund Level for IHL.

PROGRAM NARRATIVE

Program Data Collected in Accordance with the Mississippi Performance Budget and Strategic Planning Act of 1994
(To Accompany Form MBR-1-03)

Mississippi Valley State University

2 - RESEARCH

Name of Agency

Program Name

I. Program Description:

This program includes all expenditures for activities specifically organized to produce research outcomes, whether funded internally or from outside sources, whether performed by individuals or research centers, and budgeted separately.

II. Program Objective:

To provide basic research in those disciplines in which the University offers a major so that our faculty can stay up to date and vibrant in their classrooms. In addition, every attempt is made to advance the frontiers of learning.

III. Current program activities as supported by the funding in Columns 6-15 (FY 2016 & FY 2017 Increase/Decrease for continuations) of MBR-1-03 and designated Budget Unit Decisions columns of MBR-1-03-A:

(D) Competitive Salary Program:

In order to offer competitive salary levels, funds are requested to enhance faculty and staff salaries for FY 2017.

(E) Recover FY 2015 Capital Fund Level:

In order to maintain state facilities in a cost effective manner, funds are requested to recover the FY 2015 Capital Expense Fund Level for IHL.

PROGRAM NARRATIVE

Program Data Collected in Accordance with the Mississippi Performance Budget and Strategic Planning Act of 1994
(To Accompany Form MBR-1-03)

Mississippi Valley State University

3 - PUBLIC SERVICE

Name of Agency

Program Name

I. Program Description:

This program includes funds expended for activities that are established primarily to provide non-institutional services beneficial to individuals and groups external to the institution. These activities include community service programs, cooperative extension services, conferences, institutes, general advisory services, reference bureaus, radio and television, consulting, and similar non-instructional services to particular sectors of the community.

II. Program Objective:

The Public Services Program provides non-instructional services beneficial to individuals and groups that are external to the University. Among these activities are publications, consulting, general advisory services and reference bureaus.

III. Current program activities as supported by the funding in Columns 6-15 (FY 2016 & FY 2017 Increase/Decrease for continuations) of MBR-1-03 and designated Budget Unit Decisions columns of MBR-1-03-A:

(D) Competitive Salary Program:

In order to offer competitive salary levels, funds are requested to enhance faculty and staff salaries for FY 2017.

(E) Recover FY 2015 Capital Fund Level:

In order to maintain state facilities in a cost effective manner, funds are requested to recover the FY 2015 Capital Expense Fund Level for IHL.

PROGRAM NARRATIVE

Program Data Collected in Accordance with the Mississippi Performance Budget and Strategic Planning Act of 1994
(To Accompany Form MBR-1-03)

Mississippi Valley State University

4 - ACADEMIC SUPPORT

Name of Agency

Program Name

I. Program Description:

This program includes funds expended primarily to provide support services for the institution’s primary missions of instruction, research, and public service. It includes: 1) libraries, museums, and galleries; 2) services that directly assist the academic functions of the institution, such as demonstration schools; 3) Media; 4) computing support; 5) academic administration and personnel development providing administrative support and management direction to three primary missions; and 6) separately budgeted support for course and curriculum development.

II. Program Objective:

The basic objective of the Academic Support Program is to provide support for the Institution’s primary mission –instruction, research and public service. It includes: (1) retention, preservation and display of education materials, (2) provision of services that directly assist the academic functions of the institution, (3) media such as audiovisual services and technology such as computing support.

III. Current program activities as supported by the funding in Columns 6-15 (FY 2016 & FY 2017 Increase/Decrease for continuations) of MBR-1-03 and designated Budget Unit Decisions columns of MBR-1-03-A:

(D) Competitive Salary Program:

In order to offer competitive salary levels, funds are requested to enhance faculty and staff salaries for FY 2017.

(E) Recover FY 2015 Capital Fund Level:

In order to maintain state facilities in a cost effective manner, funds are requested to recover the FY 2015 Capital Expense Fund Level for IHL.

PROGRAM NARRATIVE

Program Data Collected in Accordance with the Mississippi Performance Budget and Strategic Planning Act of 1994
(To Accompany Form MBR-1-03)

Mississippi Valley State University

5 - STUDENT SERVICES

Name of Agency

Program Name

I. Program Description:

This program includes funds expended for offices of admissions and registrar and those activities whose primary purpose is to contribute to the student's development outside the formal instruction program. It includes expenditures for student activities, cultural events, student newspaper, intramural athletics, student organizations, supplemental remedial instruction, counseling and career guidance, student aid administration, and student health service.

II. Program Objective:

Student Services covers the offices of Admissions and Registrar and those activities whose primary function is to contribute to the student's emotional and physical well-being and to his/her intellectual, cultural and social development outside the context of the formal instruction program. It includes counseling and career guidance.

III. Current program activities as supported by the funding in Columns 6-15 (FY 2016 & FY 2017 Increase/Decrease for continuations) of MBR-1-03 and designated Budget Unit Decisions columns of MBR-1-03-A:

(D) Competitive Salary Program:

In order to offer competitive salary levels, funds are requested to enhance faculty and staff salaries for FY 2017.

(E) Recover FY 2015 Capital Fund Level:

In order to maintain state facilities in a cost effective manner, funds are requested to recover the FY 2015 Capital Expense Fund Level for IHL.

PROGRAM NARRATIVE

Program Data Collected in Accordance with the Mississippi Performance Budget and Strategic Planning Act of 1994
(To Accompany Form MBR-1-03)

Mississippi Valley State University

6 - INSTITUTIONAL SUPPORT

Name of Agency

Program Name

I. Program Description:

This program includes expenditures for: 1) central executive level activities concerned with management and long-range planning of the entire institution, such as the governing board, planning and programming, and legal services; 2) fiscal operations including the investment office; 3) administrative data processing; 4) space management; 5) employee personnel and records; 6) logistical activities that provide procurement, storerooms, safety, security, printing and transportation services to the institution; 7) support services to faculty and staff that are not operated as auxiliary enterprises; and 8) activities concerned with community and alumni relations, including development and fund raising.

II. Program Objective:

Institutional support includes: (1) central executive activities concerned with management and long-range planning of the entire institution; (2) fiscal operations; (3) administrative data processing; (4) space management; (5) employee personnel and records; (6) general administrative expenses; (7) logistical activities that provide procurement, store rooms, safety and security to the institution.

III. Current program activities as supported by the funding in Columns 6-15 (FY 2016 & FY 2017 Increase/Decrease for continuations) of MBR-1-03 and designated Budget Unit Decisions columns of MBR-1-03-A:

(D) Competitive Salary Program:

In order to offer competitive salary levels, funds are requested to enhance faculty and staff salaries for FY 2017.

(E) Recover FY 2015 Capital Fund Level:

In order to maintain state facilities in a cost effective manner, funds are requested to recover the FY 2015 Capital Expense Fund Level for IHL.

PROGRAM NARRATIVE

Program Data Collected in Accordance with the Mississippi Performance Budget and Strategic Planning Act of 1994
(To Accompany Form MBR-1-03)

Mississippi Valley State University

7 - OPERATION & MAINTENANCE

Name of Agency

Program Name

I. Program Description:

This program includes all expenditures of current operating funds for the operation and maintenance of the physical plant. It includes all expenditures for operations established to provide services and maintenance related to grounds and facilities, including utilities, fire protection, property insurance and similar items.

II. Program Objective:

The operation and maintenance activities include providing janitorial and maintenance services, utility service, and fire protection for the entire campus. These services are essential for building, equipment, and other facilities to be in useful condition for the faculty, staff and students.

III. Current program activities as supported by the funding in Columns 6-15 (FY 2016 & FY 2017 Increase/Decrease for continuations) of MBR-1-03 and designated Budget Unit Decisions columns of MBR-1-03-A:

(D) Competitive Salary Program:

In order to offer competitive salary levels, funds are requested to enhance faculty and staff salaries for FY 2017.

(E) Recover FY 2015 Capital Fund Level:

In order to maintain state facilities in a cost effective manner, funds are requested to recover the FY 2015 Capital Expense Fund Level for IHL.

PROGRAM NARRATIVE

Program Data Collected in Accordance with the Mississippi Performance Budget and Strategic Planning Act of 1994
(To Accompany Form MBR-1-03)

Mississippi Valley State University

8 - SCHOLARSHIP & FELLOWSHIPS

Name of Agency

Program Name

I. Program Description:

This program includes expenditures for scholarships and fellowships in the form of outright grants to students selected by the institution and financed from current funds, restricted and unrestricted, including trainee stipends, prizes, and awards.

II. Program Objective:

This program involves providing grants to students (either from selection by the institution or from an entitlement program). It also includes trainer stipends, prizes and awards, except trainer stipends awarded to individuals who are not enrolled in formal course work.

III. Current program activities as supported by the funding in Columns 6-15 (FY 2016 & FY 2017 Increase/Decrease for continuations) of MBR-1-03 and designated Budget Unit Decisions columns of MBR-1-03-A:

(D) Competitive Salary Program:

In order to offer competitive salary levels, funds are requested to enhance faculty and staff salaries for FY 2017.

(E) Recover FY 2015 Capital Fund Level:

In order to maintain state facilities in a cost effective manner, funds are requested to recover the FY 2015 Capital Expense Fund Level for IHL.

PROGRAM NARRATIVE

Program Data Collected in Accordance with the Mississippi Performance Budget and Strategic Planning Act of 1994
(To Accompany Form MBR-1-03)

Mississippi Valley State University

9 - MANDATORY TRANSFERS

Name of Agency

Program Name

I. Program Description:

This program includes those transfers from the current funds group to other fund groups arising out of: binding legal agreements related to the financing of educational plant, such as amounts for debt retirement, interest, and required provisions for renewals and replacements of plant, not financed from other sources, grant agreements with agencies of the federal government, donors, and other organizations to match gifts and grants to loan and other funds. Mandatory transfers may require to be made from either unrestricted or restricted current funds.

II. Program Objective:

Mandatory Transfers are those which are required by external binding contracts.

III. Current program activities as supported by the funding in Columns 6-15 (FY 2016 & FY 2017 Increase/Decrease for continuations) of MBR-1-03 and designated Budget Unit Decisions columns of MBR-1-03-A:

(D) Competitive Salary Program:

In order to offer competitive salary levels, funds are requested to enhance faculty and staff salaries for FY 2017.

(E) Recover FY 2015 Capital Fund Level:

In order to maintain state facilities in a cost effective manner, funds are requested to recover the FY 2015 Capital Expense Fund Level for IHL.

PROGRAM NARRATIVE

Program Data Collected in Accordance with the Mississippi Performance Budget and Strategic Planning Act of 1994
(To Accompany Form MBR-1-03)

Mississippi Valley State University

10 - NON-MANDATORY TRANSFERS

Name of Agency

Program Name

I. Program Description:

This program includes those transfers from the current funds group to other fund groups made at the discretion of the governing board to serve a variety of objectives. These objectives are additions to loan funds, additions to quasi-endowment funds, general or specific plant additions, voluntary renewals and replacements of plants and repayments on debt principal.

II. Program Objective:

Non-Mandatory Transfers are those which are required to support activities for which legally binding agreements do not exist.

III. Current program activities as supported by the funding in Columns 6-15 (FY 2016 & FY 2017 Increase/Decrease for continuations) of MBR-1-03 and designated Budget Unit Decisions columns of MBR-1-03-A:

(D) Competitive Salary Program:

In order to offer competitive salary levels, funds are requested to enhance faculty and staff salaries for FY 2017.

(E) Recover FY 2015 Capital Fund Level:

In order to maintain state facilities in a cost effective manner, funds are requested to recover the FY 2015 Capital Expense Fund Level for IHL.

PROGRAM PERFORMANCE INDICATORS AND MEASURES

Program Data Collected in Accordance with the Mississippi Performance Budget and Strategic Planning Act of 1994

Mississippi Valley State University (266-00)

1 - INSTRUCTION

Name of Agency

PROGRAM NAME

PROGRAM OUTPUTS: (This is the measure of the process necessary to carry on the goals and objectives of this program. This is the volume produced, i.e., how many people served, how many documents generated.)

	FY 2015 ACTUAL	FY 2016 ESTIMATED	FY 2017 PROJECTED
1 Average ACT score of entering freshmen.	17.10	17.10	17.10
2 Number of degrees awarded to adult learners who enter college for the first time at age 23 or older.	28.00	28.00	28.00
3 Percentage of degrees awarded in 4 years to adult learners who enter college for the first time at age 23 or older.	7.10	7.10	7.10
4 Percentage of degrees awarded in 6 years to adult learners who enter college for the first time at age 23 or older.	7.10	7.10	7.10
5 Percentage of degrees awarded in 8 years to adult learners who enter college for the first time at age 23 or older.	10.70	10.70	10.70
6 Number of graduate degrees awarded.	70.00	70.00	70.00
7 Number of graduate degrees awarded in science, technology, engineering, and math.	13.00	13.00	13.00
8 Percentage of graduate degrees awarded in science, technology, engineering, and math.	18.60	18.60	18.60
9 Number of entering students who are enrolled in intermediate (remedial) courses during their first year.	345.00	345.00	345.00
10 Percentage of entering students who are enrolled in intermediate (remedial) courses during their first year.	70.00	70.00	70.00
11 Number of entering students who are enrolled in intermediate (remedial) courses during their first year, broken out by math only.	195.00	195.00	195.00
12 Percentage of entering students who are enrolled in intermediate (remedial) courses during their first year, broken out by math only.	39.60	39.60	39.60
13 Number of entering students who are enrolled in intermediate (remedial) courses during their first year, broken out by English/reading only.	43.00	43.00	43.00
14 Percentage of entering students who are enrolled in intermediate (remedial) courses during their first year, broken out by English/reading only.	8.70	8.70	8.70
15 Number of entering students who are enrolled in intermediate (remedial) courses during their first year, in both math and English/reading simultaneously.	107.00	107.00	107.00
16 Percentage of entering students who are enrolled in intermediate (remedial) courses during their first year, in both math and English/reading simultaneously.	21.70	21.70	21.70

PROGRAM PERFORMANCE INDICATORS AND MEASURES

Program Data Collected in Accordance with the Mississippi Performance Budget and Strategic Planning Act of 1994

Mississippi Valley State University (266-00)

1 - INSTRUCTION

Name of Agency

PROGRAM NAME

PROGRAM EFFICIENCIES: (This is the measure of the cost, unit cost or productivity associated with a given outcome or output. This measure indicates linkage between services and funding, i.e., cost per investigation, cost per student or number of days to complete investigation.)

	FY 2015 ACTUAL	FY 2016 ESTIMATED	FY 2017 PROJECTED
1 Percentage of fall intermediate (remedial) math students completing the (remedial math) course within two years.	71.50	71.50	71.50
2 Percentage of fall intermediate (remedial) English/reading students completing the (remedial English/reading) course within 2 years.	70.00	70.00	70.00
3 First-year retention rate (from fall to fall) for entering full-time freshmen.	53.00	53.00	53.00
4 Percentage of full-time students completing 24 credit hours within one academic year.	61.90	61.90	61.90
5 Percentage of part-time students completing 12 credit hours within one academic year.	42.90	42.90	42.90
6 Number of undergraduate degrees awarded per 100 undergraduate full-time equivalent (FTE) enrollment.	19.10	19.10	19.10
7 Student graduation rates (first-time freshmen cohort students graduating within 4 years)	12.40	12.40	12.40
8 Student graduation rates (first-time freshmen cohort students graduating within 6 years)	22.30	22.30	22.30
9 Student graduation rates (first-time freshmen cohort students graduating within 8 years)	26.00	26.00	26.00
10 Percentage of Mississippi median family income required to cover tuition and fees at Mississippi public four-year higher educational institutions (ACS Median Household Income \$37,963).	34.20	34.20	34.20
11 Dollars spent on remedial coursework.	280,126.00	280,126.00	280,126.00
12 Total state expenditures per total FTE students.	15,676.00	15,676.00	15,676.00
13 Percentage of teaching faculty with terminal degrees (doctorate and first professional degrees).	68.80	68.80	68.80
14 Percentage of enrolled graduate students who complete graduate degree.	47.00	47.00	47.00
15 Number of Graduate Degrees Awarded Per 100 Graduate FTE Enrollment	36.60	36.60	36.60
16 Number of Students Completing 30 Hours	350.00	350.00	350.00
17 Number of Students Completing 60 Hours	241.00	241.00	0.00

PROGRAM PERFORMANCE INDICATORS AND MEASURES

Program Data Collected in Accordance with the Mississippi Performance Budget and Strategic Planning Act of 1994

Mississippi Valley State University (266-00)

1 - INSTRUCTION

Name of Agency

PROGRAM NAME

PROGRAM OUTCOMES: (This is the measure of the quality or effectiveness of the services provided by this program. This measure provides an assessment of the actual impact or public benefit of your agency's actions. This is the results produced, i.e., increased customer satisfaction by x% within a 12-month period, reduce the number of traffic fatalities due to drunk drivers within a 12-month period.)

	FY 2015 ACTUAL	FY 2016 ESTIMATED	FY 2017 PROJECTED
1 Percentage of state's population age 25 years and over with a bachelor's degree or higher	20.20	20.20	20.20
2 Number of graduates in high-need disciplines (Science, technology, engineering, & math).	65.00	65.00	65.00
3 {Description}Number of graduates in high-need disciplines (Education).	104.00	104.00	104.00
4 Number of graduates in high-need disciplines (Health).	3.00	3.00	3.00
5 Number of graduates in high-need disciplines (Science, technology, engineering, math, education, and nursing combined).	172.00	172.00	172.00
6 Number of graduates in teaching from Mississippi public higher educational institutions.	11.00	11.00	11.00
7 Licensure exam pass rates for graduates with four year degrees (undergraduate Praxis).	31.70	31.70	31.70
8 Licensure exam pass rates for graduates with four year degrees (All undergraduate licensure pass rates).	31.70	31.70	31.70
9 Licensure exam pass rate for graduate school graduates (graduate Praxis)	100.00	100.00	100.00
10 Licensure exam pass rate for graduate school graduates (All graduate licensure pass rates).	100.00	100.00	100.00
11 Number of Undergraduate Degrees Awarded	386.00	386.00	386.00
12 Number of Degrees (Graduate & Undergraduate) Awarded in the STEM Field (AY 2014)	8.00	8.00	88.00
13 Number of Degrees (Graduate & Undergraduate) Awarded in the Health Field (AY 2014)	13.00	13.00	13.00
14 Number of Degrees (Graduate & Undergraduate) Awarded in the Education Field (AY 2014)	6.00	6.00	6.00

PROGRAM PERFORMANCE INDICATORS AND MEASURES

Program Data Collected in Accordance with the Mississippi Performance Budget and Strategic Planning Act of 1994

Mississippi Valley State University (266-00)

2 - RESEARCH

Name of Agency

PROGRAM NAME

PROGRAM OUTPUTS: (This is the measure of the process necessary to carry on the goals and objectives of this program. This is the volume produced, i.e., how many people served, how many documents generated.)

	FY 2015 ACTUAL	FY 2016 ESTIMATED	FY 2017 PROJECTED
1 Dollar value of total external research grants and contracts awarded to Mississippi public universities.	6,523,565.00	6,523,565.00	6,523,565.00
2 Percentage of external research grants and contracts awarded to Mississippi public universities from federal sources.	83.90	83.90	83.90

PROGRAM 3% GENERAL FUND REDUCTION AND NARRATIVE EXPLANATION

Mississippi Valley State University (266-00)

	Fiscal Year 2016 Funding			FY 2016 GF PERCENT REDUCED
	Total Funds	Reduced Amount	Reduced Funding Amount	

Program Name: (1) INSTRUCTION				
General	6,703,139	(201,096)	6,502,043	(3.00%)
State Support Special	678,394	(20,352)	658,042	
Federal				
Other Special	6,039,142	(181,175)	5,857,967	
TOTAL	13,420,675	(402,623)	13,018,052	

Narrative Explanation:

A 3% reduction could result in the loss of faculty. In addition, the loss would have a negative impact on the operational costs for the academic programs.

Program Name: (2) RESEARCH				
General				
State Support Special				
Federal				
Other Special				
TOTAL				

Narrative Explanation:

Program Name: (3) PUBLIC SERVICE				
General	45,162	(1,355)	43,807	(3.00%)
State Support Special				
Federal				
Other Special	45,162	(1,355)	43,807	
TOTAL	90,324	(2,710)	87,614	

Narrative Explanation:

A 3% loss could result in the elimination of assistance to communities for economic development.

Program Name: (4) ACADEMIC SUPPORT				
General	458,359	(13,750)	444,609	(3.00%)
State Support Special	440,000	(13,200)	426,800	
Federal				
Other Special	942,031	(28,261)	913,770	
TOTAL	1,840,390	(55,211)	1,785,179	

Narrative Explanation:

A 3% reduction could result in the reduction of library services and instructional technology.

Program Name: (5) STUDENT SERVICES				
General	2,409,023	(72,270)	2,336,753	(3.00%)
State Support Special				
Federal				
Other Special	2,579,472	(77,383)	2,502,089	
TOTAL	4,988,495	(149,653)	4,838,842	

PROGRAM 3% GENERAL FUND REDUCTION AND NARRATIVE EXPLANATION

Mississippi Valley State University (266-00)

	Fiscal Year 2016 Funding			FY 2016 GF PERCENT REDUCED
	Total Funds	Reduced Amount	Reduced Funding Amount	

Narrative Explanation:

A 3% reduction could result in the loss of counseling and health services for students.

Program Name: (6) INSTITUTIONAL SUPPORT				
General	2,444,854	(73,345)	2,371,509	(3.00%)
State Support Special	421,283	(12,638)	408,645	
Federal				
Other Special	2,771,102	(83,133)	2,687,969	
TOTAL	5,637,239	(169,116)	5,468,123	

Narrative Explanation:

A 3% reduction could result in the loss of support staff and the decrease acquisition of technical equipment.

Program Name: (7) OPERATION & MAINTENANCE				
General	1,221,666	(36,650)	1,185,016	(3.00%)
State Support Special	3,237,000	(97,110)	3,139,890	
Federal				
Other Special	3,530,037	(105,902)	3,424,135	
TOTAL	7,988,703	(239,662)	7,749,041	

Narrative Explanation:

A 3% reduction could result in the loss of maintenance workers and preventative maintenance services.

Program Name: (8) SCHOLARSHIP & FELLOWSHIPS				
General	2,240,987	(67,229)	2,173,758	(3.00%)
State Support Special				
Federal				
Other Special	1,923,187	(57,695)	1,865,492	
TOTAL	4,164,174	(124,924)	4,039,250	

Narrative Explanation:

A 3% reduction could result in the loss of matching scholarship funds for students.

Program Name: (9) MANDATORY TRANSFERS				
General				
State Support Special				
Federal				
Other Special				
TOTAL				

Narrative Explanation:

Program Name: (10) NON-MANDATORY TRANSFERS				
General				
State Support Special				
Federal				

PROGRAM 3% GENERAL FUND REDUCTION AND NARRATIVE EXPLANATION

Mississippi Valley State University (266-00)

	Fiscal Year 2016 Funding			FY 2016 GF PERCENT REDUCED
	Total Funds	Reduced Amount	Reduced Funding Amount	
Other Special				
TOTAL				
Narrative Explanation:				

Program Name: (99) Summary of All Programs				
General	15,523,190	(465,695)	15,057,495	(3.00%)
State Support Special	4,776,677	(143,300)	4,633,377	
Federal				
Other Special	17,830,133	(534,904)	17,295,229	
TOTAL	38,130,000	(1,143,899)	36,986,101	

BOARD OF TRUSTEES OF STATE INSTITUTIONS OF HIGHER LEARNING MEMBERS

Mississippi Valley State University (266-00)

Name of Agency

A. Explain Rate and manner in which board members are reimbursed:

Board members are reimbursed through the Institution of Higher Learning System Administration budget with a per diem of \$40 plus expenses.

B. Estimated number of meetings FY 2016:

12 (Twelve)

C. Names of Members	City, Town, Residence	Appointed By	Date of Appointment	Length of Term
1. Bradford J. Dye. III	Oxford, MS	Bryant	5- 8- 2012	9 years
2. Dr. Alfred E. McNair, Jr.	Gautier, MS	Bryant	5- 8- 2015	9 years
3. Dr. Douglas W. Rouse	Hattiesburg, MS	Barbour	5- 8- 2008	10 years
4. Dr. Walt Starr	Columbus, MS	Bryant	5- 8- 2015	9 years
5. Mr. Alan W. Perry	Jackson, MS	Barbour	5- 8- 2008	10 years
6. Mr. C. D. Smith, Jr.	Meridian, MS	Barbour	5- 8- 2008	10 years
7. Mr. Chip Morgan	Leland, MS	Bryant	5- 8- 2015	9 years
8. Mr. Hal Parker	Bolton, MS	Bryant	5- 8- 2012	9 years
9. Mr. Shane Hooper	Tupelo, MS	Bryant	5- 8- 2012	9 years
10. Mr. Tom Duff	Hattiesburg, MS	Bryant	5- 8- 2015	9 years
11. Ms. Christine L. Pickering	Biloxi, MS	Barbour	5- 8- 2008	10 years
12. Ms. Karen L. Cummins	Oakland, MS	Bryant	5- 8- 2012	9 years

Identify Statutory Authority (Code Section or Executive Order Number)*

Constitutional Amendment 213A of the Constitution of the State of Mississippi.

**SCHEDULE B
CONTRACTUAL SERVICES**

Mississippi Valley State University (266-00)

Name of Agency

MINOR OBJECT OF EXPENDITURE	(1) Actual Expenses FY Ending June 30, 2015	(2) Estimated Expenses FY Ending June 30, 2016	(3) Requested for FY Ending June 30, 2017
A. Tuition, Rewards & Awards (61050xxx-61080xxx)			
5130 Scholarships	2,952,106	3,903,000	3,903,000
5140 Awards	11,243	11,000	11,000
5160 Professional Development Fees	500	500	500
5170 Other Institutional Allowances	108,742	150,000	150,000
Total	3,072,591	4,064,500	4,064,500
B. Transportation & Utilities (61100xxx-61200xxx)			
5210 Postage, Box Rent, etc	50,372	50,000	50,000
5250 Cable TV	7,272	8,000	8,000
5260 Transportation of Things	22,818	30,000	30,000
5310 Electricity	1,076,481	1,200,000	1,200,000
5320 Heat	126,901	200,000	200,000
5340 Sewage	5,000	6,000	6,000
5350 Garbage Disposal	21,675	25,000	25,000
Total	1,310,519	1,519,000	1,519,000
C. Public Information (61300xxx-61310xxx)			
5410 Advertising	56,537	70,000	70,000
5420 Publicity and Public Information	1,401	20,000	20,000
Total	57,938	90,000	90,000
D. Rents (61400xxx-61490xxx)			
5510 Building and Floor Space	11,508	12,000	12,000
5530 Office Equipment	243,813	260,000	260,000
5590 Other Rental	25,028	41,138	41,138
Total	280,349	313,138	313,138
E. Repairs & Service (61500xxx)			
5610 Repair and Service Streets and Parking Lots	45,658	200,000	200,000
5620 Repair and Service-Buildings and Grounds	494,052	350,000	350,000
5630 Repair and Service Farm Equipment	7,210	10,000	10,000
5640 Repair and Service Vehicles	73,925	75,000	75,000
5650 Repair and Service Office Equipment	301	1,000	1,000
5660 Maintenance Contracts	91,924	92,000	92,000
5690 Repair and Service Other Equipment	58,238	60,000	60,000
Total	771,308	788,000	788,000

**SCHEDULE B
CONTRACTUAL SERVICES**

Mississippi Valley State University (266-00)

Name of Agency

MINOR OBJECT OF EXPENDITURE	(1) Actual Expenses FY Ending June 30, 2015	(2) Estimated Expenses FY Ending June 30, 2016	(3) Requested for FY Ending June 30, 2017
-----------------------------	------------------------------------------------------	---------------------------------------------------------	----------------------------------------------------

F. Fees, Professional & Other Services (61600xxx-61690xxx)

5710 Engineering	1,659	2,000	2,000
5720 Architecture	31,068	50,000	50,000
5730 Auditing Fees	89,571	100,000	100,000
5740 Medical	68,107	100,000	100,000
5750 Instructional Services	2,084	3,000	3,000
5760 Legal Fees	20,181	25,000	25,000
5770 Laboratory & Testing Fees	48,152	60,000	60,000
5780 Consultant Expense Reimbursement	32,709	40,000	40,000
5790 Other Professional Fees & Services	587,790	700,000	700,000
Total	881,321	1,080,000	1,080,000

G. Other Contractual Services (61700xxx-61790xxx, 61900xxx)

5810 Insurance & Fidelity Bonds	334,074	400,000	400,000
5820 Dues	111,661	112,000	112,000
5830 Laundry, Dry Cleaning & Towel Service	7,071	20,000	20,000
5840 Subscriptions	45,027	47,000	47,000
5850 Payments to Visiting Athletic Teams	3,890	50,000	50,000
5860 Employee Recruitment Costs	432	4,000	4,000
5865 Employee Moving	3,067	5,000	5,000
5870 Computer Software Acquisitions	16,839	30,000	30,000
5880 Computer Software Maintenance	334,983	335,000	335,000
5890 Other Contractual Services	100,707	284,858	284,858
5892 Cash Over and Short	(659)	700	700
5895 Accreditation and Review	10,206	15,000	15,000
Total	967,298	1,303,558	1,303,558

H. Information Technology (61800xxx-61890xxx)

5220 Telephone-Basic Line Charges	271,861	273,419	273,419
5230 Telephone-Long Distance Service	5,679	6,000	6,000
5240 Telephone Installation and Maintenance	1,331	3,000	3,000
Total	278,871	282,419	282,419

Grand Total

(Enter on Line 1-B of Form MBR-1)

	7,620,195	9,440,615	9,440,615
--	------------------	------------------	------------------

Funding Summary:

General Funds	4,173,367	4,119,544	4,119,544
State Support Special Funds	485,605	105,000	105,000

**SCHEDULE B
CONTRACTUAL SERVICES**

Mississippi Valley State University (266-00)
Name of Agency

MINOR OBJECT OF EXPENDITURE	(1) Actual Expenses FY Ending June 30, 2015	(2) Estimated Expenses FY Ending June 30, 2016	(3) Requested for FY Ending June 30, 2017
Federal Funds			
Other Special Funds	2,961,223	5,216,071	5,216,071
Total Funds	7,620,195	9,440,615	9,440,615

**SCHEDULE C
COMMODITIES**

Mississippi Valley State University (266-00)

Name of Agency

MINOR OBJECT OF EXPENDITURE	(1) Actual Expenses FY Ending June 30, 2015	(2) Estimated Expenses FY Ending June 30, 2016	(3) Requested for FY Ending June 30, 2017
A. Maintenance & Constr. Materials & Supplies (62000xxx, 62015xxx)			
6010 Land Improvement Supplies	25,496	30,000	30,000
6020 Building Construction Supplies	5,732	10,000	10,000
6030 Paints and Preservatives	39,961	40,000	40,000
6040 Hardware, Plumbing and Electrical Supplies	30,806	50,000	50,000
6050 Custodial Supplies and Cleaning Agents	83,513	84,000	84,000
6090 Other Maintenance Materials	6,352	10,000	10,000
Total	191,860	224,000	224,000
B. Printing & Office Supplies & Materials (62010xxx, 62085xxx, 62100xxx, 62125xxx, 62400xxx)			
6110 Printing, Binding & Padding	93,468	90,000	90,000
6120 Duplication & Reproduction	111,831	110,000	110,000
6130 Office Supplies and Materials	13,669	13,000	13,000
6140 Purchased Instructional Supplies	38,072	40,000	40,000
Total	257,040	253,000	253,000
C. Equipment Repair Parts, Supplies & Acces. (62050xxx, 62072xxx, 62110xxx, 62115xxx, 62120xxx, 62130xxx)			
6210 Fuels-Gasoline	125,798	145,000	145,000
6220 Lubricating Oils and Greases	8,735	10,000	10,000
6230 Tires and Tubes	10,821	15,000	15,000
6240 Repair and Replacement Parts	68,827	70,000	70,000
6250 Shop Supplies	3,842	5,000	5,000
6290 Other Equipment Repair Parts and Supplies	10,892	13,000	13,000
Total	228,915	258,000	258,000
D. Professional & Sci. Supplies and Materials (62025xxx, 62030xxx, 62070xxx, 62095xxx, 62105xxx)			
6310 Laboratory and Testing Supplies	1,520	2,500	2,500
6320 Photographic and Reproduction Supplies	9,363	10,000	10,000
6330 Drugs & Chemicals-Medical & Lab Use	19,865	22,000	22,000
6390 Other Professional & Scientific Supplies	2,340	4,000	4,000
Total	33,088	38,500	38,500
E. Other Supplies & Materials (62005xxx, 62020xxx, 62035xxx, 62040xxx, 62045xxx, 62060xxx, 62065xxx, 62075xxx-62080xxx, 62090xxx, 62135xxx, 62140xxx, 62405xxx, 62415xxx, 62500xxx-62999xxx)			
6410 Small Tools	405	400	400
6420 Radio, TV Supplies and Repair Parts	563	500	500
6430 Clothes and Dry Goods for Persons	94,514	100,000	100,000
6440 Food for Persons	105,641	109,000	109,000
6460 Seed and Plants	27,547	30,000	30,000

**SCHEDULE C
COMMODITIES**

Mississippi Valley State University (266-00)

Name of Agency

MINOR OBJECT OF EXPENDITURE	(1) Actual Expenses FY Ending June 30, 2015	(2) Estimated Expenses FY Ending June 30, 2016	(3) Requested for FY Ending June 30, 2017
6470 Fertilizer and Chemicals	11,019	12,500	12,500
6490 Other Supplies and Materials	351,673	360,932	360,932
Total	591,362	613,332	613,332
Grand Total <i>(Enter on Line 1-C of Form MBR-1)</i>	1,302,265	1,386,832	1,386,832
Funding Summary:			
General Funds	664,188	599,774	599,774
State Support Special Funds	115,000		
Federal Funds			
Other Special Funds	523,077	787,058	787,058
Total Funds	1,302,265	1,386,832	1,386,832

**SCHEDULE D-1
CAPITAL OUTLAY
OTHER THAN EQUIPMENT**

Mississippi Valley State University (266-00)

Name of Agency

MINOR OBJECT OF EXPENDITURE	(1) Actual Expenses FY Ending June 30, 2015	(2) Estimated Expenses FY Ending June 30, 2016	(3) Requested for FY Ending June 30, 2017
C. Infrastructure & Other (63100100)			
8160 Library Books	30,392	35,545	35,545
8170 Periodicals (Library Only)	96,245	90,000	90,000
Total	126,637	125,545	125,545
Grand Total <i>(Enter on Line 1-D-1 of Form MBR-1)</i>	126637	125545	125545
Funding Summary:			
General Funds	15,441	50,345	50,345
State Support Special Funds			
Federal Funds			
Other Special Funds	111,196	75,200	75,200
Total Funds	126,637	125,545	125,545

**SCHEDULE D-2
CAPITAL OUTLAY EQUIPMENT**

Mississippi Valley State University (266-00)

Name of Agency

EQUIPMENT BY ITEM	Act. FY Ending June 30, 2015		Est. FY Ending June 30, 2016		Req. FY Ending June 30, 2017	
	No. of Units	Total Cost	No. of Units	Total Cost	No. of Units	Total Cost

B. Road Machinery, Farm & Other Equipment (63300100)						
Farm Equipment	1	34,967	1	30,000	21	30,000
Total		34,967		30,000		30,000

C. Office Machines, Furniture, Fixtures, Equip. (63200100)						
Office Machines, Furniture, Fixtures & Equip.	1	5,729	10	55,000	10	55,000
Total		5,729		55,000		55,000

D. IS Equipment (DP & Telecommunications) (63200100)						
Data Processing Equipment	1	54,638	1	62,320	1	62,320
Radio and Television Equipment	1	1,498				
Total		56,136		62,320		62,320

F. Other Equipment (63200100)						
Other Equipment	1	20,596	1	20,000	1	20,000
Total		20,596		20,000		20,000

Grand Total <i>(Enter on Line 1-D-2 of Form MBR-1)</i>		117,428		167,320		167,320
------------------------------------------------------------------	--	----------------	--	----------------	--	----------------

Funding Summary:						
General Funds		43,171		85,421		85,421
State Support Special Funds						
Federal Funds						
Other Special Funds		74,257		81,899		81,899
Total Funds		117,428		167,320		167,320

SCHEDULE E
SUBSIDIES, LOANS & GRANTS

Mississippi Valley State University (266-00)

Name of Agency

MINOR OBJECT OF EXPENDITURE	(1) Actual Expenses FY Ending June 30, 2015	(2) Estimated Expenses FY Ending June 30, 2016	(3) Requested for FY Ending June 30, 2017
E. Other (67000xxx-67019xxx, 67021xxx-67199xxx, 67998xxx, 68500xxx-68860xxx, 70045xxx-70080xxx, 80000xxx-80500xxx)			
66000-89999 Other		2,289,867	379,713
Total		2,289,867	379,713
Grand Total			
<i>(Enter on Line 1-E of Form MBR-1)</i>		2,289,867	379,713
Funding Summary:			
General Funds		116,310	116,310
State Support Special Funds		2,700,000	789,846
Federal Funds			
Other Special Funds		(526,443)	(526,443)
Total Funds		2,289,867	379,713

NARRATIVE
2017 BUDGET REQUEST

Mississippi Valley State University (266-00)

Name of Agency

The budget has been developed by projecting revenues and expenditures in order to reflect the spending patterns of the various departments at the University. In FY 2017, there is a requested increase for faculty and staff salaries in the amount of \$636,200. This amount includes fringe benefits.

**OUT-OF-STATE TRAVEL
FISCAL YEAR 2017**

Mississippi Valley State University (266-00)

Name of Agency

Note: All expenditures recorded on this form must be totaled and said total must agree with the out-of-state travel amount indicated for FY 2015 on Form Mbr-1, line 1.A.2.b.

Employee's Name	Destination	Purpose	Travel Cost	Funding Source
AAAS	Washington DC	Registration fee for CIS studentIfeanyl Onyenweaku-2015 Emerging Researchers National Conference	400	General 52%/Other 48%
AACRAO-IV	Baltimore MD	Registration fee for Jeffery Loggins-2015 AACRAo Annual Meeting	890	General 52%/Other 48%
AASCU	La Jolla CA	Registration fee for William Bynum-AASCU New Presidents Academy 2014	2,950	General 52%/Other 48%
Academy of Business Research	New Orleans LA	Registration fee for Jeong Beom Lee-Academy of Business Research Conference	355	General 52%/Other 48%
ACBSP	Philadelphia PA	Registration fee for Curressia Brown-ABCSP Conference 2015	445	General 52%/Other 48%
Access Intelligence/Mary-Lo	Miami FL	Registration fee for Maxine Bowen-PR News Digital PR Conference	2,299	General 52%/Other 48%
ACE	Washington DC	Registration fee for Jerryl Briggs-ACE 97th Annual Meeting	950	General 52%/Other 48%
ACE	Washington DC	Registration fee for William Bynum-ACE 97th Annual Meeting	950	General 52%/Other 48%
ACE	Washington DC	Registration fee for LaShon Brooks-ACE 97th Annual Meeting	950	General 52%/Other 48%
ACR Coaches	Montgomery AL	Band transportation	5,441	General 52%/Other 48%
ACR Coaches	New Orleans LA	Women's basketball team transportation	2,216	General 52%/Other 48%
ACR Coaches	Kansas City MO	Women's basketball team transportation	5,420	General 52%/Other 48%
ACR Coaches	Tuscaloosa AL	Women's basketball team transportation	1,700	General 52%/Other 48%
ACR Coaches	Baton Rouge LA	Football team transportation	200	General 52%/Other 48%
ACR Coaches	Huntsville/Montgomery AL	Men's basketball team transportation	3,590	General 52%/Other 48%
ACR Coaches	Jonesboro AR	Men's track team transportation	865	General 52%/Other 48%
ACR Coaches	Jonesboro AR	Women's track team transportation	865	General 52%/Other 48%
ACR Coaches	Houston TX	Women's basketball transportation	5,475	General 52%/Other 48%
ACR Coaches	Baton Rouge LA	Women's track team transportation	998	General 52%/Other 48%
ACR Coaches	Baton Rouge LA	Men's track team transportation	998	General 52%/Other 48%
ACR Coaches	Huntsville AL	Baseball team transportation	2,752	General 52%/Other 48%
ACR Coaches	Houston TX	Women's basketball transportation	5,195	General 52%/Other 48%
ADMI	Atlanta GA	Registration fees for CIS students	500	General 52%/Other 48%

**OUT-OF-STATE TRAVEL
FISCAL YEAR 2017**

Mississippi Valley State University (266-00)

Name of Agency

Note: All expenditures recorded on this form must be totaled and said total must agree with the out-of-state travel amount indicated for FY 2015 on Form Mbr-1, line 1.A.2.b.

Employee's Name	Destination	Purpose	Travel Cost	Funding Source
Akuamoah-Boateng Nana	Chester PA/Daytona Beach FL	Soccer team recruiting-Chester Showcase & Idea International Showcase	984	General 52%/Other 48%
Akuamoah-Boateng Nana	Pine Bluff AR/Grambling LA	Soccer team meals	1,265	General 52%/Other 48%
Alabama Track & Field Office	Tuscaloosa AL	Women's track team entry fee	400	General 52%/Other 48%
Alabama Track & Field Office	Tuscaloosa AL	Men's track team entry fee	400	General 52%/Other 48%
American Association of State Colleges & Universities	Denver CO	Registration fee for William Bynum-American Association of Colleges & Universities	1,070	General 52%/Other 48%
American Council on Education	Itasca IL	Registration fee for Jerryl Briggs-ACE Advancing to the Presidency	1,800	General 52%/Other 48%
American Council on Education	Scottsdale AZ	Registration fee for La Shon Brooks-ACE Regional Women's Leadership Forum	1,200	General 52%/Other 48%
American Council on Education	Scottsdale AZ	Registration fee for Kathie Golden-ACE Regional Women's Leadership Forum	1,200	General 52%/Other 48%
American Council on Education	Washington DC	Registration fee for Constance Bland-American Council on Ed for CAO's	4,620	General 52%/Other 48%
Arnold Joseph A..	Atlanta GA	2014 NCAA Leadership Institute	628	General 52%/Other 48%
Arnold Joseph A..	Washington DC	2015 NCAA Convention	1,489	General 52%/Other 48%
Arnold Joseph A..	Orlando FL	SWAC In-Person Conference	965	General 52%/Other 48%
ASALH	Memphis TN	Registration fee for Lula Collier-99th Annual ASALH Convention	95	General 52%/Other 48%
Barnes Jessica Parker.	Nashville TN	2014 SACSCOC Annual Meeting	1,017	General 52%/Other 48%
Barton Evan	Memphis TN	Managing Multiple Projects Objectives and Deadlines	444	General 52%/Other 48%
Beecham Rachel V.	Atlanta GA	Emory University STEM Research Conference	460	General 52%/Other 48%
Beecham Rachel V.	New Orleans LA	Southern Association of Allied Health Professionals Meeting	1,322	General 52%/Other 48%
Benson Billy J.	Atlanta GA	Federal Student Aid Conference	906	General 52%/Other 48%
Bigelow Brandon	Baton Rouge LA	Attended MVSU sports events & recruiting meeting	117	General 52%/Other 48%
Birmingham Thunderbolts	Irondale AL	Softball team entry fee	300	General 52%/Other 48%
Boateng Fabio	Monroe LA	Soccer team meals	401	General 52%/Other 48%
Boateng Fabio	Huntsville/Montgomery AL	Soccer team meals	1,118	General 52%/Other 48%
Boateng Fabio	Jacksonville AL	Soccer team meals	479	General 52%/Other 48%

OUT-OF-STATE TRAVEL
FISCAL YEAR 2017

Mississippi Valley State University (266-00)

Name of Agency

Note: All expenditures recorded on this form must be totaled and said total must agree with the out-of-state travel amount indicated for FY 2015 on Form Mbr-1, line 1.A.2.b.

Employee's Name	Destination	Purpose	Travel Cost	Funding Source
Boateng Fabio	Little Rock AR	Soccer team meals	1,146	General 52%/Other 48%
BPD	Alexandria VA	Registration fees for Vincent Venturini-CSWE Reaffirmation Conference	385	General 52%/Other 48%
Briggs Jerryl	Atlanta GA	MS Society of Georgia	1,190	General 52%/Other 48%
Briggs Jerryl	Hampton VA	USDA Meeting	546	General 52%/Other 48%
Briggs Sr. Jerryl	Birmingham AL	SWAC Council of Presidents & Chancellors Meeting	525	General 52%/Other 48%
Briggs Sr. Jerryl	Normal IL	MVSU vs. Illinois State football game	391	General 52%/Other 48%
Briggs Sr. Jerryl	Itasca IL	ACE Advancing to the Presidency Leadership Conference	590	General 52%/Other 48%
Briggs Sr. Jerryl	Pine Bluff AR	MVSU vs. UAPB football game	157	General 52%/Other 48%
Briggs Sr. Jerryl	Baton Rouge LA	Attended MVSU sports events & recruiting meeting	455	General 52%/Other 48%
Briggs Sr. Jerryl	Washington DC	97th Annual ACE Meeting	1,628	General 52%/Other 48%
Broadnax Joseph L.	Dallas TX	Picked up university vehicle	56	General 52%/Other 48%
Brooks Lashon Fluker.	Washington DC	2014 HBCU National Conference	827	General 52%/Other 48%
Brooks Lashon Fluker.	Washington DC	97th Annual ACE Meeting	1,406	General 52%/Other 48%
Brooks Lashon Fluker.	Scottsdale AZ	ACE Regional Women's Leadership Forum	1,151	General 52%/Other 48%
Brown Curressia L.	Greensboro NC	ACBSP Region 3 Conference	797	General 52%/Other 48%
Brown Curressia L.	Philadelphia PA	ACBSP Conference 2015	1,102	General 52%/Other 48%
Brown Curressia L.	New York City NY	Group travel to NY Financial District and Cultural Exploration	3,900	General 52%/Other 48%
Burke Garfield	Birmingham AL	SWAC 2014 Winter Meeting	459	General 52%/Other 48%
Burke Garfield	Washington DC	2015 NCAA Convention	1,857	General 52%/Other 48%
Bynum Jr. William B..	Washington DC	NAFEO 2014 Freshmen Boot Camp & Presidential Peer Seminar	881	General 52%/Other 48%
Bynum Jr. William B..	La Jolla CA	AASCU New Presidents Academy	1,744	General 52%/Other 48%
Bynum Jr. William B..	Chicago IL	Chicago Alumni Meeting	298	General 52%/Other 48%
Bynum Jr. William B..	Montgomery AL	Panelist & Delegate for Alabama State Presidential Inauguration	712	General 52%/Other 48%
Bynum Jr. William B..	Washington DC	2014 HBCU National Conference	833	General 52%/Other 48%

**OUT-OF-STATE TRAVEL
FISCAL YEAR 2017**

Mississippi Valley State University (266-00)

Name of Agency

Note: All expenditures recorded on this form must be totaled and said total must agree with the out-of-state travel amount indicated for FY 2015 on Form Mbr-1, line 1.A.2.b.

Employee's Name	Destination	Purpose	Travel Cost	Funding Source
Bynum Jr. William B..	Atlanta GA	MVSU Atlanta Metro Green & White Banquet	225	General 52%/Other 48%
Bynum Jr. William B..	New Orleans LA	NCAA Inaugural Accelerating Academic Success Program Conference	781	General 52%/Other 48%
Bynum Jr. William B..	Davidson NC	Davidson College Guest Speaker	347	General 52%/Other 48%
Bynum Jr. William B..	Houston TX	SWAC Basketball Tournament	621	General 52%/Other 48%
Bynum Jr. William B..	Washington DC	American Council on Education Annual Meeting	1,494	General 52%/Other 48%
Bynum William B..	Detroit MI	MVSU Detroit Alumni Chapter Scholarship Luncheon	478	General 52%/Other 48%
Bynum William B..	New Orleans LA	SWAC Council of Presidents & Chancellors Meeting	667	General 52%/Other 48%
Bynum William B..	Atlanta GA	Atlanta's MS in the Park	697	General 52%/Other 48%
Bynum William B..	New Orleans LA	HBCU Presidents Summit	822	General 52%/Other 48%
Bynum William B..	Atlanta GA	2015 HBCU President's and Chancellors Summit	569	General 52%/Other 48%
Campbell Tours	Denton TX	Volleyball team transportation	3,500	General 52%/Other 48%
Cannon Richard	Memphis TN	Men's basketball team recruiting	241	General 52%/Other 48%
Cannon Richard	Memphis TN	Picked up student athlete from airport	151	General 52%/Other 48%
Card Services	Bethesda MD	Airfare for Abigail Newsome-National Human Genome Research Institute	527	General 52%/Other 48%
Card Services	San Diego CA	Airfare for William Bynum-American Association of State Colleges & Universities New President's Academy	909	General 52%/Other 48%
Card Services	Washington DC	Airfare for William Bynum-National Association for Equal Opportunity in Higher Education	884	General 52%/Other 48%
Card Services	Alexandria VA	Airfare for Jacqueline Gibson-NASPA Institute for New Chief of Student Affairs Conference	363	General 52%/Other 48%
Card Services	Chicago IL	Airfare for William Bynum-Chicago-Illinois Alumni Chapter Annual Meeting	1,003	General 52%/Other 48%
Card Services	Las Vegas NV	Airfare for Naraseeyappa Rajanikanth-Innovation Insights Fall 2014 Workshop	571	General 52%/Other 48%
Card Services	Normal IL	Airfare for Jerryl Briggs-MVSU vs. Illinois State Football Game	614	General 52%/Other 48%
Card Services	Alexandria VA	Airfare adjustment for Jacqueline Gipson-2014 NASPA Institute for New Chief Student Affairs Conference	140	General 52%/Other 48%
Card Services	Atlanta GA	Airfare for William Bynum-MVSU Atlanta Green & White Banquet	490	General 52%/Other 48%

**OUT-OF-STATE TRAVEL
FISCAL YEAR 2017**

Mississippi Valley State University (266-00)

Name of Agency

Note: All expenditures recorded on this form must be totaled and said total must agree with the out-of-state travel amount indicated for FY 2015 on Form Mbr-1, line 1.A.2.b.

Employee's Name	Destination	Purpose	Travel Cost	Funding Source
Card Services	Chicago IL	Airfare for men's basketball team	4,774	General 52%/Other 48%
Card Services	Corpus Christi TX	Airfare for men's basketball team	6,182	General 52%/Other 48%
Card Services	Dallas TX	Airfare for men's basketball team	1,932	General 52%/Other 48%
Card Services	Des Moines IA	Airfare for men's basketball team	5,832	General 52%/Other 48%
Card Services	Houston TX/Indianapolis IN Orlando FL	Airfare for men's basketball team	6,434	General 52%/Other 48%
Card Services	Indianapolis IN	Airfare for Lula Collier-2014 Assessment Institute	636	General 52%/Other 48%
Card Services	Portland OR	Airfare for men's basketball team	13,570	General 52%/Other 48%
Card Services	Washington DC	Airfare for William Bynum-2014 HBCU National Conference	613	General 52%/Other 48%
Card Services	Washington DC	Airfare for LaShon Brooks-2014 HBCU National Conference	857	General 52%/Other 48%
Card Services	Albuquerque NM	Airfare for Richard Mushi-NASPAA Accreditation Conference	665	General 52%/Other 48%
Card Services	Albuquerque NM	Airfare for Elizabeth Evans-NASPAA Accreditation Conference	665	General 52%/Other 48%
Card Services	Chicago IL	Airfare for Abigail Newsome-NSTA Conference	254	General 52%/Other 48%
Card Services	Chicago IL	Airfare for Jerryl Briggs-ACE Advancing to the Presidency	594	General 52%/Other 48%
Card Services	Des Moines IA	Airfare for men's basketball team	7,700	General 52%/Other 48%
Card Services	Greensboro NC	Airfare for Curressia Brown-ACBSP Region III Conference	1,190	General 52%/Other 48%
Card Services	Indianapolis IN	Airfare for Veronica Cohen-Developing Annual Sustainability Conference	561	General 52%/Other 48%
Card Services	Minneapolis MN	Airfare for Veronica Cohen-Planned Giving Conference	1,078	General 52%/Other 48%
Card Services	Tampa FL	Airfare for Kristin Richards-Council on Social Work Ed	566	General 52%/Other 48%
Card Services	Washington DC	Airfare for Garfield Burke-2015 NCAA Convention	208	General 52%/Other 48%
Card Services	Alexandria VA	Airfare for Renardo Hall-Council for the Advancement Standards	517	General 52%/Other 48%
Card Services	Boston MA	Airfare for JongChai Kim-CAT Train- the-Trainer Workshop	425	General 52%/Other 48%
Card Services	Boston MA	Airfare for Naraseeyappa Rajanikanth- CAT Train-the-Trainer Workshop	474	General 52%/Other 48%
Card Services	Las Vegas NV	Airfare for Tadesse Mengistu-Intellebase International Consortium Academic Conference	494	General 52%/Other 48%

**OUT-OF-STATE TRAVEL
FISCAL YEAR 2017**

Mississippi Valley State University (266-00)

Name of Agency

Note: All expenditures recorded on this form must be totaled and said total must agree with the out-of-state travel amount indicated for FY 2015 on Form Mbr-1, line 1.A.2.b.

Employee's Name	Destination	Purpose	Travel Cost	Funding Source
Card Services	Washington DC	Airfares for Kathy Edwards & Sharese Parker-2015 NCAA Convention	423	General 52%/Other 48%
Card Services	Washington DC	Airfare for Hattie Spencer-ERN Conference	492	General 52%/Other 48%
Card Services	Atlanta GA	Airfare for Kathie Golden-2015 NCOBPS Annual Meeting	505	General 52%/Other 48%
Card Services	New York City NY	Airfare for MBA students & faculty-Financial District and Cultural Exploration	5,249	General 52%/Other 48%
Card Services	Orlando FL	Airfare for Jacqueline Gibson-Noel Levitz Training	229	General 52%/Other 48%
Card Services	Scottsdale AZ	Airfare for Kathie Golden-2015 Regional Women's Leadership Forum	392	General 52%/Other 48%
Card Services	Scottsdale AZ	Airfare for LaShon Brooks-ACE Regional Women's Leadership Forum	495	General 52%/Other 48%
Card Services	Washington DC	Airfare for Jerryl Briggs-ACE 97th Annual Meeting	432	General 52%/Other 48%
Card Services	Washington DC	Airfare for Joseph Arnold-2015 NCAA Convention	384	General 52%/Other 48%
Card Services	Atlanta GA	Airfare for Jacqueline Gibson-Enrollment Management Symposium	549	General 52%/Other 48%
Card Services	Atlanta GA	Airfare for Veronica Cohen-USDA Summer Food Service Program	750	General 52%/Other 48%
Card Services	Baltimore MD	Airfare for Jeffrey Loggins-2015 AACRAO Annual Meeting	247	General 52%/Other 48%
Card Services	Boston MA	Airfares for Cristina Radulescu & Kathie Golden-2015 NAFSA Conference	1,120	General 52%/Other 48%
Card Services	Houston TX	Airfare for William Bynum-SWAC Tournament	642	General 52%/Other 48%
Card Services	Orangeburg SC	Airfare for Cassandra Krah-First Lady's Hat and Gloves Tea	416	General 52%/Other 48%
Card Services	Washington DC	Airfare for William Bynum-American Council on Education Annual Meeting	470	General 52%/Other 48%
Card Services	Washington DC	Airfare for La Shon Brooks-American Council on Education Annual Meeting	880	General 52%/Other 48%
Card Services	Boston MA	Airfare for Jacqueline Gibson-Noel Livitz National Conference on Student Recruitment	655	General 52%/Other 48%
Card Services	Philadelphia PA	Airfare for Curressia Brown-ABCSP Conference 2015	484	General 52%/Other 48%
Card Services	Detroit MI	Airfare for William Bynum-MVSU Detroit Alumni Chapter Scholarship Luncheon	774	General 52%/Other 48%
Card Services	Anaheim CA	Airfare for Jeffrey Loggins-Western Association of Vetter	342	General 52%/Other 48%
Card Services	Orlando FL	Airfare for Joseph Arnold-SAWC Compliance In-Person Meeting	460	General 52%/Other 48%

**OUT-OF-STATE TRAVEL
FISCAL YEAR 2017**

Mississippi Valley State University (266-00)

Name of Agency

Note: All expenditures recorded on this form must be totaled and said total must agree with the out-of-state travel amount indicated for FY 2015 on Form Mbr-1, line 1.A.2.b.

Employee's Name	Destination	Purpose	Travel Cost	Funding Source
Card Services	Miami FL	Airfare for Maxine Greenleaf-PR News Digital PR Conference	503	General 52%/Other 48%
Card Services	Washington DC	Airfare for Constance Bland-American Council on Ed CAO	593	General 52%/Other 48%
Card Services	Denver CO	Airfare for William Bynum-American Association of Colleges and Universities	622	General 52%/Other 48%
Card Services	Burlington VT	Airfare for Maxine Greenleaf-Summer Institute in Communications and Marketing	655	General 52%/Other 48%
Card Services	Scottsdale AZ	Airfare for La Shon Brooks -ACE Regional Women's Leadership Forum	786	General 52%/Other 48%
Card Services	Atlanta GA	Airfare for William Bynum-2015 HBCU Presidents and Chancellors Summit/Alumni Meeting	555	General 52%/Other 48%
Card Services	Dover DE	Airfare for Veronica Cohen-HBCU Philanthropy 3rd Annual Symposium	509	General 52%/Other 48%
Card Services	Orlando FL	Airfare for Hattie Spencer-NEHA Conference 2015	656	General 52%/Other 48%
CARD SERVICES	Newport News VA	Airfare for Jerryl Briggs-USDA Meeting	692	General 52%/Other 48%
Card Services	San Francisco CA	Airfare for Linda Hughes-Higher Ed Accounting Forum	373	General 52%/Other 48%
CASE	Burlington VT	Registration fee for Maxine Bowen-Summer Institute in Communications & Marketing	2,295	General 52%/Other 48%
Castleberry Inn & Suites	Atlanta GA	Honda All-Star team lodging	1,150	General 52%/Other 48%
CBMI	Lexington KY	Registration fee for Alonda Jackson-CBMI 63rd Annual Conference	545	General 52%/Other 48%
Chappell Larry W.	New Orleans LA	SAPLA/SWPLA Pre-Law Conference	365	General 52%/Other 48%
Christain Brothers Univ.	Memphis TN	Women's track team entry fee	185	General 52%/Other 48%
Christain Brothers Univ.	Memphis TN	Men's track team entry fee	185	General 52%/Other 48%
Clarion Hotel	Monroe LA	Baseball team lodging	2,469	General 52%/Other 48%
Clarion Inn & Suites	Murfreesboro TN	Mock Trial Team lodging	1,698	General 52%/Other 48%
Clifton Sam	Little Rock AR	Set-Up Educational Services College Fair	949	General 52%/Other 48%
Clifton Sam	Houston TX	Recruiting at the 2015 SWAC Expo	1,413	General 52%/Other 48%
Clifton Sam	Pine Bluff AR	Recruiting at the Jefferson Count's College & Career Expo	385	General 52%/Other 48%
Cobbs Rochelle E..	South Padre Island TX	2014 Annual Southwestern Association of Criminal Justice Conference	282	General 52%/Other 48%

**OUT-OF-STATE TRAVEL
FISCAL YEAR 2017**

Mississippi Valley State University (266-00)

Name of Agency

Note: All expenditures recorded on this form must be totaled and said total must agree with the out-of-state travel amount indicated for FY 2015 on Form Mbr-1, line 1.A.2.b.

Employee's Name	Destination	Purpose	Travel Cost	Funding Source
Cohen Veronica M..	Chicago IL	Jessie L. Jackson HBCU/PPI Meeting	428	General 52%/Other 48%
Cohen Veronica M..	Minneapolis MN	Planned Giving Conference	1,126	General 52%/Other 48%
Cohen Veronica M..	Indianapolis IN	Developing Annual Sustainability Conference	800	General 52%/Other 48%
Cohen Veronica M..	Atlanta GA	USDA Summer Food Service Program Meeting	200	General 52%/Other 48%
Cohen Veronica M..	Atlanta GA	USDA Summer Food Service Program Meeting	488	General 52%/Other 48%
Collier Lula S.	Memphis TN	99th Annual ASALH Convention	205	General 52%/Other 48%
Collier Lula S.	Indianapolis IN	2014 Assessment Institute	727	General 52%/Other 48%
Collier Lula S.	Nashville TN	Southern Association of Colleges and Schools Conference	179	General 52%/Other 48%
Comegy Rick	Birmingham AL	2014 SWAC Football Media Day	509	General 52%/Other 48%
Comegy Rick	Baton Rouge LA	Football team meals	1,866	General 52%/Other 48%
Comegy Rick	Normal IL	Football team meals	3,062	General 52%/Other 48%
Comegy Rick	Montgomery AL	Football team meals	1,856	General 52%/Other 48%
Comegy Rick	Houston TX	Football team meals	3,504	General 52%/Other 48%
Comegy Rick	Pine Bluff AR	Football team meals	1,534	General 52%/Other 48%
Comfort Inn	Monroe LA	Soccer team lodging	1,873	General 52%/Other 48%
Comfort Inn & Suites	Decatur AL	Softball team lodging	4,189	General 52%/Other 48%
Comfort Inn + Suites	Fayetteville AR	Baseball team lodging	2,609	General 52%/Other 48%
Comfort Inn + Suites	Franklin KY	Men's track team lodging	600	General 52%/Other 48%
Comfort Inn + Suites	Franklin KY	Women's track team lodging	788	General 52%/Other 48%
Comfort Inn Airport	Birmingham AL	Women's track team lodging	679	General 52%/Other 48%
Comfort Inn Airport	Birmingham AL	Men's track team lodging	679	General 52%/Other 48%
Comfort Inn Airport	Birmingham AL	Women's track team lodging	679	General 52%/Other 48%
Comfort Inn Airport	Birmingham AL	Men's track team lodging	679	General 52%/Other 48%
Country Inn & Suites	Montgomery AL	Soccer team lodging	809	General 52%/Other 48%

**OUT-OF-STATE TRAVEL
FISCAL YEAR 2017**

Mississippi Valley State University (266-00)

Name of Agency

Note: All expenditures recorded on this form must be totaled and said total must agree with the out-of-state travel amount indicated for FY 2015 on Form Mbr-1, line 1.A.2.b.

Employee's Name	Destination	Purpose	Travel Cost	Funding Source
Country Inn & Suites	Huntsville AL	Soccer team lodging	1,712	General 52%/Other 48%
Cross J W.	Dallas TX	Picked up repaired university vehicle	56	General 52%/Other 48%
Cross J W.	Dallas TX	Drove university vehicle for repair	56	General 52%/Other 48%
Crowne Plaza Brookhollow	Houston TX	Women's basketball lodging	3,327	General 52%/Other 48%
Crowne Plaza Brookhollow	Houston TX	Cheerleaders lodging	2,218	General 52%/Other 48%
Crowne Plaza Hotels & Resort	Houston TX	Football team board & lodging	6,377	General 52%/Other 48%
Crowne Plaza Hotels & Resorts	Houston TX	Women's basketball team lodging	2,496	General 52%/Other 48%
Davis Eugene	Dallas TX	Picked up university vehicle	56	General 52%/Other 48%
Davis Eugene	Dallas TX	Drove university vehicle for repair	56	General 52%/Other 48%
Delaware State University	Dover DE	Registration fee for Veronica Cohen-HBCU Philanthropy 3rd Annual Symposium	100	General 52%/Other 48%
Delta Bus Lines Inc	New Orleans/Baton Rouge LA	Band transportation	2,741	General 52%/Other 48%
Dixon Joyce A.	Seattle WA	NACUBO 2014 Annual Meeting	1,516	General 52%/Other 48%
Dixon Joyce A.	New Orleans LA	Ellucian Live 2015 Conference	1,536	General 52%/Other 48%
Edwards Kathy Renia.	Washington DC	NCAA Convention	326	General 52%/Other 48%
Edwards Kathy Renia.	New Orleans LA	2014 NCAA Conference	199	General 52%/Other 48%
Edwards Kathy Renia.	Houston TX	2015 SWAC Basketball Tournament	224	General 52%/Other 48%
Edwards Kathy Renia.	Birmingham AL	2015 SWAC Indoor Championship	115	General 52%/Other 48%
Edwards Kathy Renia.	Denver CO/Orlando FL	2015 Regional Rules Seminar/2015 NAAC Convention	3,905	General 52%/Other 48%
Ellucian Live	New Orleans LA	Registration fee for Joyce Dixon-Ellucian Live 2015 Conference	895	General 52%/Other 48%
Enterprise Rent A Car	New Orleans LA	Staff transportation to NCAA Meeting	664	General 52%/Other 48%
Essence Girls Basketball Program Inc.	New Orleans LA	Registration fee for Elvis Robinson-Basketball on the Bayou	425	General 52%/Other 48%
Evans Elizabeth D..	Albuquerque NM	2014 NASPAA Annual Conference	524	General 52%/Other 48%
FL International Univ.	Miami FL	Registration fee for Kathryn Green-2015 Roots/Heritage Tourism Conference	120	General 52%/Other 48%

**OUT-OF-STATE TRAVEL
FISCAL YEAR 2017**

Mississippi Valley State University (266-00)

Name of Agency

Note: All expenditures recorded on this form must be totaled and said total must agree with the out-of-state travel amount indicated for FY 2015 on Form Mbr-1, line 1.A.2.b.

Employee's Name	Destination	Purpose	Travel Cost	Funding Source
Ford-Kee Dianthia	Montgomery AL	MVSU vs. Alabama State University football game	348	General 52%/Other 48%
Ford-Kee Dianthia	Houston TX	MVSU vs. Texas Southern football game	110	General 52%/Other 48%
Ford-Kee Dianthia	Birmingham AL	2014 SWAC Winter Meeting	731	General 52%/Other 48%
Ford-Kee Dianthia	New Orleans.LA/Chicago IL	2014 NCAA Meeting/IL State Basketball Game	440	General 52%/Other 48%
Ford-Kee Dianthia	Washington DC	2015 NCAA Convention	2,548	General 52%/Other 48%
Ford-Kee Dianthia	Birmingham AL	2015 SWAC Indoor Championship	585	General 52%/Other 48%
Ford-Kee Dianthia	Houston TX	2015 SWAC Basketball Tournament	1,046	General 52%/Other 48%
Ford-Kee Dianthia	Baton Rouge LA	MVSU vs. LSU track meet	345	General 52%/Other 48%
Ford-Kee Dianthia	New Orleans LA	2015 SWAC Spring Meeting	646	General 52%/Other 48%
Freeman Reginald	Dallas TX	Drove university vehicle for repair	56	General 52%/Other 48%
Freeman Sharon Ferguson.	Nashville TN	2014 SACSCOC Annual Meeting	1,118	General 52%/Other 48%
Gaines Blake	Atlanta GA	Band recruitment	734	General 52%/Other 48%
Gaines Blake	Houston TX	Band Meals	2,745	General 52%/Other 48%
Gaines Blake	Montgomery AL	Band meals	1,440	General 52%/Other 48%
Gaines Blake	Baton Rouge LA	Band Meals	4,224	General 52%/Other 48%
Gibson Jacqueline D.	Alexandria VA	2014 NASPA Institute of New Chief of Student Affairs Conference	907	General 52%/Other 48%
Gibson Jacqueline D.	New Orleans LA	2014 NCAA Accelerating Academic Success Program Conference	71	General 52%/Other 48%
Gibson Jacqueline D.	Orlando FL	Noel Levitz Training	259	General 52%/Other 48%
Gibson Jacqueline D.	El Paso TX	Press Media Release for the Battle of the Band Competition	105	General 52%/Other 48%
Gibson Jacqueline D.	New Orleans LA	NASPA 2015 Annual Conference	2,197	General 52%/Other 48%
Gibson Jacqueline D.	Atlanta GA	Enrollment Management Symposium	1,074	General 52%/Other 48%
Gillus Raynaldo	Baton Rouge LA	MVSU Sports Event/Recruiting Meeting	130	General 52%/Other 48%
Golden Kathie Stromile	Washington DC	110th APSA Annual Meeting	305	General 52%/Other 48%
Golden Kathie Stromile	Memphis TN	Picked up international students from airport	151	General 52%/Other 48%

**OUT-OF-STATE TRAVEL
FISCAL YEAR 2017**

Mississippi Valley State University (266-00)

Name of Agency

Note: All expenditures recorded on this form must be totaled and said total must agree with the out-of-state travel amount indicated for FY 2015 on Form Mbr-1, line 1.A.2.b.

Employee's Name	Destination	Purpose	Travel Cost	Funding Source
Golden Kathie Stromile	Nashville TN	2014 SACSCOC Annual Meeting	1,436	General 52%/Other 48%
Golden Kathie Stromile	New Orleans LA	NCAA Inaugural Accelerating Academic Success Program Conference	805	General 52%/Other 48%
Golden Kathie Stromile	New Orleans LA	Southern Political Science Association	550	General 52%/Other 48%
Golden Kathie Stromile	Atlanta GA	2015 NCOBPS Annual Meeting	396	General 52%/Other 48%
Golden Kathie Stromile	Scottsdale AZ	2015 Regional Women's Leadership Forum	354	General 52%/Other 48%
Granderson Alex	Dallas TX	Drove university vehicle for repair	56	General 52%/Other 48%
Greenleaf Maxine	Miami FL	PR News Digital Conference	1,155	General 52%/Other 48%
Greenleaf Maxine	New Orleans LA	LA Press Association-MS Press Association 2015 Joint Convention	859	General 52%/Other 48%
Hall Louis J..	Las Vegas NV	National Environmental Health Association Conference	808	General 52%/Other 48%
Hall Louis J..	Atlanta GA	Honda All-Star Pre-NCT Qualifying Tournament	868	General 52%/Other 48%
Hall Renardo A..	Alexandria VA	Council for the Advancement of Standards	663	General 52%/Other 48%
Hall Renardo A..	St. Pete Beach FL	Association for Student Conduct Administration Conference 2015	1,617	General 52%/Other 48%
Hall Renardo A..	Huntsville AL	National Association of Student Affairs Professional Conference	953	General 52%/Other 48%
Hall Renardo A..	Savannah GA	Registration fees for students & staff- National Association of Student Affairs Professional Conference	6,744	General 52%/Other 48%
Hampton Inn	Hope Hull AL	Football team lodging	3,360	General 52%/Other 48%
Hardwick Shearra	Eudora AR	Meeting with the Mayor & School Board Members	28	General 52%/Other 48%
Hilton Garden Inn	Baton Rouge LA	Women's basketball team lodging	2,350	General 52%/Other 48%
Holiday Inn	Baton Rouge LA	Football team lodging	6,126	General 52%/Other 48%
Holiday Inn Airport Conference Center	Little Rock AR	Soccer team lodging	862	General 52%/Other 48%
Holiday Inn Airport Conference Center	Little Rock AR	Football team meals and lodging	5,226	General 52%/Other 48%
Holiday Inn Express	Waller TX	Golf team lodging	2,310	General 52%/Other 48%
Holiday Inn Montgomery Airport	Montgomery AL	Baseball team lodging	1,436	General 52%/Other 48%
Holiday Inn Research Park	Huntsville AL	Women's basketball team lodging	2,438	General 52%/Other 48%

**OUT-OF-STATE TRAVEL
FISCAL YEAR 2017**

Mississippi Valley State University (266-00)

Name of Agency

Note: All expenditures recorded on this form must be totaled and said total must agree with the out-of-state travel amount indicated for FY 2015 on Form Mbr-1, line 1.A.2.b.

Employee's Name	Destination	Purpose	Travel Cost	Funding Source
Holiday Inn Research Park	Huntsville AL	Women's track team lodging	3,047	General 52%/Other 48%
Hudson Roger O.	Montgomery AL	Recruitment at area high schools	468	General 52%/Other 48%
Hudson Roger O.	Tuscaloosa AL	Student recruiting	275	General 52%/Other 48%
Hudson Roger O.	Mobile AL	Student recruiting	521	General 52%/Other 48%
Hughes Linda F.	San Francisco CA	2015 Higher Education Accounting Forum	1,702	General 52%/Other 48%
Hunter Douglas	Denton TX	Volleyball team lodging	102	General 52%/Other 48%
Hunter Douglas	Baton Rouge LA	Volleyball team meals	347	General 52%/Other 48%
Hunter Douglas	Monticello AR	Volleyball team meals	361	General 52%/Other 48%
Hunter Douglas	Grambling LA	Volleyball team meals	346	General 52%/Other 48%
Hunter Douglas	Huntsville/Montgomery AL	Volleyball team meals	816	General 52%/Other 48%
Hunter Douglas	Raleigh NC	Volleyball team recruiting	453	General 52%/Other 48%
Hunter Douglas	Atlanta GA	Volleyball team recruiting	228	General 52%/Other 48%
Hunter Douglas	Chattanooga TN	Volleyball team meals	1,133	General 52%/Other 48%
Hunter Douglas	Pine Bluff AR	Volleyball team meals	158	General 52%/Other 48%
Hunter Douglas	New Orleans LA	Volleyball team meals	475	General 52%/Other 48%
Hunter Douglas	Denton TX	Volley ball team meals	883	General 52%/Other 48%
Indiana University	Indianapolis IN	Registration fee for Lula Collier-2014 Assessment Institute	360	General 52%/Other 48%
Indiana University	Minneapolis MN	Registration fee for Veronica Cohen-Planned Giving Conference	1,235	General 52%/Other 48%
Indiana University	Indianapolis IN	Registration fee for Veronica Cohen-Developing Annual Sustainability Conference	950	General 52%/Other 48%
Jackson Alderfernettwaunda	Lexington KY	College Business Management Institute 2014	1,124	General 52%/Other 48%
Jones LaTonya	Memphis TN	Queens & Kings Konnection Conference	392	General 52%/Other 48%
Kim Jongchai	Boston MA	CAT Train-the-Trainer Workshop	1,075	General 52%/Other 48%
Kimbrough Johnny	Mobile AL	28th Annual College and Career Program	294	General 52%/Other 48%

**OUT-OF-STATE TRAVEL
FISCAL YEAR 2017**

Mississippi Valley State University (266-00)

Name of Agency

Note: All expenditures recorded on this form must be totaled and said total must agree with the out-of-state travel amount indicated for FY 2015 on Form Mbr-1, line 1.A.2.b.

Employee's Name	Destination	Purpose	Travel Cost	Funding Source
Kimbrough Johnny	Mobile AL	Student recruiting	850	General 52%/Other 48%
Kinds Larry	Atlanta GA	Federal Student Aid Conference	280	General 52%/Other 48%
Knight Tashanika L.	Miami FL	University of Miami Graduate School Fair	1,086	General 52%/Other 48%
Knox Sidney M.	Memphis TN	SAFSAA Conference	230	General 52%/Other 48%
Krah Cassandra	Orangeburg SC	First Lady's Hat and Gloves Tea	725	General 52%/Other 48%
LaQuinta Inn & Suites	Kenner. LA	Band lodging	3,622	General 52%/Other 48%
Leadership for Queens	Memphis TN	Registration fee for L. Jones B. Kimbrough A. Stevenson-Queens & Kings Konnection Conference	975	General 52%/Other 48%
Lee Jeong Beom	New Orleans LA	ABR Spring 2015 Conference	1,226	General 52%/Other 48%
Loggins Jeffery	Baltimore MD	2015 AACRAO Annual Meeting	1,276	General 52%/Other 48%
Louisiana State University	Baton Rouge LA	Women's track team entry fee	200	General 52%/Other 48%
Louisiana State University	Baton Rouge LA	Men's track team entry fee	200	General 52%/Other 48%
Louisiana State University	Baton Rouge LA	Women's track team entry fee	200	General 52%/Other 48%
Louisiana State University	Baton Rouge LA	Men's track team entry fee	200	General 52%/Other 48%
Love Wesley	Chicago IL	11th Annual Seimen's College Fair	339	General 52%/Other 48%
Love Wesley	Little Rock AR	Step-Up Educational Services College Fair	230	General 52%/Other 48%
Love Wesley	Mobile AL	SACRAO 68TH Annual Meeting	924	General 52%/Other 48%
Love Wesley	Memphis TN	HBCU Awareness Foundation College Fair	927	General 52%/Other 48%
Love Wesley	Chicago IL	The Black Star Project Spring College Fair	1,186	General 52%/Other 48%
Love Wesley	Memphis TN	Recruitment at the Southern Heritage Classic	286	General 52%/Other 48%
Love Wesley	Indianapolis IN	Recruitment at area high schools and college fair	645	General 52%/Other 48%
Lyrasis	Atlanta GA	Registration fees for Library Staff-ACRL ALA HBCU Conferences	3,500	General 52%/Other 48%
MAP Hospitality	Montgomery AL	Football team meals	2,519	General 52%/Other 48%
MAP Hospitality	Montgomery AL	Women's basketball team lodging	1,149	General 52%/Other 48%

**OUT-OF-STATE TRAVEL
FISCAL YEAR 2017**

Mississippi Valley State University (266-00)

Name of Agency

Note: All expenditures recorded on this form must be totaled and said total must agree with the out-of-state travel amount indicated for FY 2015 on Form Mbr-1, line 1.A.2.b.

Employee's Name	Destination	Purpose	Travel Cost	Funding Source
Marriott Hotel	Normal IL	Football team meals & lodging	6,816	General 52%/Other 48%
Mengistu Tadesse	Las Vegas NV	Intellect base International Consortium Conference	1,170	General 52%/Other 48%
Microtel Inn and Suites	Conway AR	Softball team lodging	670	General 52%/Other 48%
Microtel Inns & Suites	Baton Rouge LA	Volleyball team lodging	1,582	General 52%/Other 48%
Microtel Inns & Suites	Tuscaloosa AL	Women's track team lodging	457	General 52%/Other 48%
Microtel Inns & Suites	Tuscaloosa AL	Men's track team lodging	457	General 52%/Other 48%
Mississippi Press Association	New Orleans LA	Registration fee for Maxine Bowen-LPA MPA Convention	195	General 52%/Other 48%
Mississippi Society of Georgia	Atlanta GA	Registration fee for Jerryl Briggs-7th Annual MS in the Park	250	General 52%/Other 48%
Mississippi Society of Georgia	Atlanta GA	Registration fee for William Bynum-7th Annual MS in the Park	110	General 52%/Other 48%
Mister Kenneth	Birmingham AL	SWAC Football Media Day	82	General 52%/Other 48%
Moore Kalanya M.	New Orleans LA	National Association for the Ed of Young Children Conference	505	General 52%/Other 48%
Murry Jasmine D.	Atlanta GA	100 Black Men of Atlanta Conference/Recruiting	1,414	General 52%/Other 48%
Murry Jasmine D.	Mobile AL	28th Annual College and Career Program	333	General 52%/Other 48%
Murry Jasmine D.	Atlanta GA	2015 Honda Battle of the Bands Recruitment Fair	1,054	General 52%/Other 48%
Murry Riley D.	Prairie View TX	Golf team meals	166	General 52%/Other 48%
Murry Riley D.	Alexandria VA	Golf team meals	1,211	General 52%/Other 48%
Murry Riley D.	Pine Bluff AR	Golf team meals	2,380	General 52%/Other 48%
Murry Riley D.	Alexandria VA	Golf team meals	3,869	General 52%/Other 48%
Mushi Richard J..	Albuquerque NM	2014 NASPAA Annual Conference	474	General 52%/Other 48%
Myers Rita X..	New Orleans LA	NCAA Inaugural Accelerating Academic Success Program Conference	239	General 52%/Other 48%
NACUBO	San Francisco CA	Registration fee for Linda Hughes-2015 Higher Education Accounting Forum	725	General 52%/Other 48%
NACUBO	Nashville TN	Registration fee for Joyce Dixon- NACUBO Annual Meeting	850	General 52%/Other 48%
NASAP	Huntsville AL	Registration fee for Renardo Hall- National Association of Student Affairs Professional	365	General 52%/Other 48%

**OUT-OF-STATE TRAVEL
FISCAL YEAR 2017**

Mississippi Valley State University (266-00)

Name of Agency

Note: All expenditures recorded on this form must be totaled and said total must agree with the out-of-state travel amount indicated for FY 2015 on Form Mbr-1, line 1.A.2.b.

Employee's Name	Destination	Purpose	Travel Cost	Funding Source
NASPA	Alexandria VA	Registration fee for Jacqueline Gibson-2014 Institute for New Chief Student Affairs Officers Conference	845	General 52%/Other 48%
National Association of Education Procurement Inc.	Atlanta GA	Registration fee for Billy Scott-2014 TAGM Fall Regional Meeting	325	General 52%/Other 48%
NCOBPS	Atlanta GA	Registration fee for Kathie Golden-National Conference of Black Political Scientists	275	General 52%/Other 48%
Newsome Abigail Sophia.	Bethesda MD	National Human Genome Research Institute	588	General 52%/Other 48%
Newsome Abigail Sophia.	Chicago IL	63rd National Conference on Science Education	1,558	General 52%/Other 48%
Noel-Levitz	Atlanta GA	Registration fee for Jacqueline Gibson-Enrollment Management Symposium	425	General 52%/Other 48%
Noel-Levitz	Atlanta GA	Registration fee for Jacqueline Gibson-Strategic Enrollment Planning Executive Forum	425	General 52%/Other 48%
Noel-Levitz	Boston MA	Registration fee for Jacqueline Gibson-2015 National Conference on Student Recruitment Marketing and Retention	670	General 52%/Other 48%
NSTA Conference on Science	Chicago IL	Registration fee for Abigail Newsome-63rd NSTA National Conference on Science Education	255	General 52%/Other 48%
Parker Sherese N..	Kansas City MO	2014 Step Up Bystander Training	331	General 52%/Other 48%
Parker Sherese N..	Birmingham AL	2014 SWAC Winter Meeting	123	General 52%/Other 48%
Parker Sherese N..	Baton Rouge LA	Cheerleaders meals	470	General 52%/Other 48%
Parker Sherese N..	Washington DC	NCAA Convention	1,390	General 52%/Other 48%
Parker Sherese N..	New Orleans LA	2014 NCAA Meeting	894	General 52%/Other 48%
Parker Sherese N..	Birmingham AL	SAAC Meeting	361	General 52%/Other 48%
Parker Sherese N..	Birmingham AL	2015 SWAC Indoor Championship	315	General 52%/Other 48%
Parker Sherese N..	Houston TX	Cheerleaders meals	733	General 52%/Other 48%
Parker Sherese N..	Orlando FL	N4A Convention	1,269	General 52%/Other 48%
Payne Andre	Dallas TX	Men's basketball team recruiting	571	General 52%/Other 48%
Payne Andre	Atlanta GA	Men's basketball team recruiting	680	General 52%/Other 48%
Payne Andre	Ruston LA	Men's basketball team recruiting	202	General 52%/Other 48%
PCCD- DAYS HOTEL BROADWAY NY	New York City NY	MBA students & faculty lodging	4,928	General 52%/Other 48%

**OUT-OF-STATE TRAVEL
FISCAL YEAR 2017**

Mississippi Valley State University (266-00)

Name of Agency

Note: All expenditures recorded on this form must be totaled and said total must agree with the out-of-state travel amount indicated for FY 2015 on Form Mbr-1, line 1.A.2.b.

Employee's Name	Destination	Purpose	Travel Cost	Funding Source
PCCD-CHILI'S HUNTSVILLE AL	Huntsville AL	Soccer team meals	27	General 52%/Other 48%
PCCD-CHILI'S HUNTSVILLE AL	Huntsville AL	Soccer team meals	208	General 52%/Other 48%
PCCD-DENNY'S HUNTSVILLE AL	Huntsville AL	Soccer team meals	24	General 52%/Other 48%
PCCD-MCALISTERS DELI ALPHAR	Alpharetta GA	Soccer team meals	12	General 52%/Other 48%
PCCD-MCALISTERS DELI ALPHAR	Alpharetta GA	Soccer team meals	162	General 52%/Other 48%
PCCD-PF CHANGS HUNTSVILLE A	Huntsville AL	Soccer team meals	348	General 52%/Other 48%
PCCD-SUBWAY BIRMINGHAM AL	Birmingham AL	Soccer team meals	176	General 52%/Other 48%
PCCD-THE OLIVE GARDEN HUNTS	Huntsville AL	Soccer team meals	339	General 52%/Other 48%
Prairie View A & M University	Prairie View TX	Golf team entry fee	850	General 52%/Other 48%
Rajanikanth Naraseeyappa	Las Vegas NV	Innovation Insights Fall 2014 Workshop	1,445	General 52%/Other 48%
Rajanikanth Naraseeyappa	Boston MA	CAT Train-the-Trainer Workshop	1,029	General 52%/Other 48%
Randle Shanika R..	Denver CO	Softball team recruiting	280	General 52%/Other 48%
Randle Shanika R..	Huntington Beach CA	Softball team recruiting	343	General 52%/Other 48%
Randle Shanika R..	Lafayette LA	Softball team meals	911	General 52%/Other 48%
Randle Shanika R..	Lubbock TX	Softball team meals	1,770	General 52%/Other 48%
Randle Shanika R..	Decatur AL	Softball team meals	3,310	General 52%/Other 48%
Randle Shanika R..	Oklahoma City OK	Registration fee for Shanika Randle-2015 National Fast Pitch Coaches Clinic	175	General 52%/Other 48%
Randle Shanika R..	Bolder Denver CO	Softball recruiting	120	General 52%/Other 48%
Reed Lakecia M.	Charleston SC	Lab Safety Institute	1,341	General 52%/Other 48%
Rhodes College	Memphis TN	Men's track team entry fee	100	General 52%/Other 48%
Rhodes College	Memphis TN	Women's track team entry fee	100	General 52%/Other 48%
Richards Kristin	Tampa FL	Council on Social Work Ed	858	General 52%/Other 48%
Robinson Elvis M.	New Orleans LA	Basketball on the Bayou	679	General 52%/Other 48%
Robinson Elvis M.	Kansas City MO	Women's basketball team meals	1,180	General 52%/Other 48%

**OUT-OF-STATE TRAVEL
FISCAL YEAR 2017**

Mississippi Valley State University (266-00)

Name of Agency

Note: All expenditures recorded on this form must be totaled and said total must agree with the out-of-state travel amount indicated for FY 2015 on Form Mbr-1, line 1.A.2.b.

Employee's Name	Destination	Purpose	Travel Cost	Funding Source
Robinson Elvis M.	New Orleans LA	Women's basketball team meals	701	General 52%/Other 48%
Robinson Elvis M.	Nashville TN	Women's basketball team meals	788	General 52%/Other 48%
Robinson Elvis M.	Tuscaloosa AL	Women's basketball team meals	650	General 52%/Other 48%
Robinson Elvis M.	Memphis TN	Women's basketball team meals	276	General 52%/Other 48%
Robinson Elvis M.	Pine Bluff AR	Women's basketball team meals	335	General 52%/Other 48%
Robinson Elvis M.	Huntsville/Montgomery AL	Women's basketball team meals	1,434	General 52%/Other 48%
Robinson Elvis M.	Grambling LA	Women's basketball team meals	372	General 52%/Other 48%
Robinson Elvis M.	Houston TX	Women's basketball team meals	2,619	General 52%/Other 48%
Robinson Elvis M.	Baton Rouge LA	Women's basketball team meals	741	General 52%/Other 48%
Robinson Elvis M.	Houston TX	Women's basketball team meals	1,386	General 52%/Other 48%
SACRAO	Mobile AL	Registration fee for Jacqueline Williams-SACRAO 68th Annual Meeting	195	General 52%/Other 48%
SACRAO	Mobile AL	Registration fee for Wesley Love-SACRAO 68th Annual Meeting	195	General 52%/Other 48%
SACS-COC	Nashville TN	Registration fee for Lula Collier-2014 SACSCOC Annual Meeting	500	General 52%/Other 48%
SACS-COC	Nashville TN	Registration fee for Jessica Barnes-2014 SACSCOC Annual Meeting	520	General 52%/Other 48%
SACS-COC	Nashville TN	Registration fee for Jimmie Warren-2014 SACSCOC Annual Meeting	520	General 52%/Other 48%
SACS-COC Annual Meeting	Nashville TN	Registration fee for Constance Bland-2014 SACSCOC Annual Meeting	500	General 52%/Other 48%
SACS-COC Annual Meeting	Nashville TN	Registration fee for Kathie Golden-2014 SACSCOC Annual Meeting	500	General 52%/Other 48%
SACS-COC Annual Meeting-TR0	Nashville TN	Registration fee for Sharon Freeman-2014 SACSCOC Annual Meeting	500	General 52%/Other 48%
SASF AA	Memphis TN	Registration fee for Constance Bland-SASF AA Conference	150	General 52%/Other 48%
Saulsberry Kotrese	Savannah GA	NASAP Student Leadership Conference	2,677	General 52%/Other 48%
Scott Billy D.	Atlanta GA	2014 TAGM Fall Regional Meeting	1,052	General 52%/Other 48%
Scott Lamonica	Decatur AL	SWAC Softball Team Tournament	299	General 52%/Other 48%
Shanks Douglas	Miami FL	Baseball team lodging	2,599	General 52%/Other 48%

**OUT-OF-STATE TRAVEL
FISCAL YEAR 2017**

Mississippi Valley State University (266-00)

Name of Agency

Note: All expenditures recorded on this form must be totaled and said total must agree with the out-of-state travel amount indicated for FY 2015 on Form Mbr-1, line 1.A.2.b.

Employee's Name	Destination	Purpose	Travel Cost	Funding Source
Skillpath Seminars	Memphis TN	Registration fee for Evan Barton- Managing Multiple Projects Objectives and Deadlines	149	General 52%/Other 48%
Sleep Inn & Suites	Huntsville AL	Soccer team lodging	1,718	General 52%/Other 48%
Sleep Inn & Suites	Huntsville AL	Volleyball team lodging	788	General 52%/Other 48%
Sleep Inn & Suites	Huntsville AL	Baseball team lodging	2,335	General 52%/Other 48%
Smith Lee C.	Denver CO	Softball team recruiting	370	General 52%/Other 48%
Smith Lee C.	Huntington Beach CA	Softball team recruiting	618	General 52%/Other 48%
Smith Lee C.	Houston TX	Softball team recruiting	96	General 52%/Other 48%
Smith Lee C.	Irondale AL	HBCU Tournament	3,361	General 52%/Other 48%
Smith Lee C.	Grambling LA	Softball team meals	478	General 52%/Other 48%
Smith Lee C.	Oklahoma City OK	2015 National Fast Pitch Coaches Clinic	729	General 52%/Other 48%
Smith Lee C.	St. George UT	Softball recruiting	540	General 52%/Other 48%
Smith Lee C.	Denton Lufkin TX	Softball recruiting	191	General 52%/Other 48%
Smith Lee C.	Woodstock GA/Montgomery AL	Softball recruiting	279	General 52%/Other 48%
Smith Lee C.	Bolder Denver CO	Softball recruiting	335	General 52%/Other 48%
Southwestern Athletic Conference	Birmingham AL	2015 Softball Round-up entry fee	450	General 52%/Other 48%
Spelman College	Atlanta GA	Honda All-Star team registration fee-Pre NCT Tournament	420	General 52%/Other 48%
SPSA	New Orleans LA	Southern Political Science Association	160	General 52%/Other 48%
STEP-UP EDUCATIONAL SERVICE	Little Rock AR	Registration fee for Sam Clifton-Step-Up Ed Services College Fair	175	General 52%/Other 48%
Stevens Aaron C.	Monroe LA	Baseball team meals	852	General 52%/Other 48%
Stevens Aaron C.	Huntsville AL	Baseball team meals	942	General 52%/Other 48%
Stevens Aaron C.	Montgomery AL	Baseball team meals	272	General 52%/Other 48%
Stevens Aaron C.	Natchitoches LA	Baseball team meals	238	General 52%/Other 48%
Stevens Aaron C.	Fayetteville AR	Baseball team meals	1,648	General 52%/Other 48%

**OUT-OF-STATE TRAVEL
FISCAL YEAR 2017**

Mississippi Valley State University (266-00)

Name of Agency

Note: All expenditures recorded on this form must be totaled and said total must agree with the out-of-state travel amount indicated for FY 2015 on Form Mbr-1, line 1.A.2.b.

Employee's Name	Destination	Purpose	Travel Cost	Funding Source
Stevens Aaron C.	Hoover AL	Baseball team meals	574	General 52%/Other 48%
Stevens Aaron C.	Denver CO	2015 Regional Rules Seminar	1,461	General 52%/Other 48%
Strothers Eric	Memphis TN	Women's track team meals	125	General 52%/Other 48%
Strothers Eric	Tuscaloosa AL	Women's track team meals	88	General 52%/Other 48%
Tate Fermon L..	Birmingham AL	Men's/Women's track team meals	1,823	General 52%/Other 48%
Tate Fermon L..	Jonesboro AR	Men's track team meals	380	General 52%/Other 48%
Tate Fermon L..	Jonesboro AR	Women's track team meals	380	General 52%/Other 48%
Tate Fermon L..	Birmingham AL	Men's track team meals	599	General 52%/Other 48%
Tate Fermon L..	Birmingham AL	Women's track team meals	599	General 52%/Other 48%
Tate Fermon L..	Birmingham AL	Men's/Women's track team meals	461	General 52%/Other 48%
Tate Fermon L..	Birmingham AL	Women's track team meals	583	General 52%/Other 48%
Tate Fermon L..	Birmingham AL	Men's/Women's track team meals	583	General 52%/Other 48%
Tate Fermon L..	Baton Rouge LA	Men's track team meals	100	General 52%/Other 48%
Tate Fermon L..	Birmingham AL	Men's track team meals	679	General 52%/Other 48%
Tate Fermon L..	Birmingham AL	Women's track team meals	679	General 52%/Other 48%
Tate Fermon L..	Tuscaloosa AL	Men's track team meals	408	General 52%/Other 48%
Tate Fermon L..	Tuscaloosa AL	Women's track team meals	408	General 52%/Other 48%
Tate Fermon L..	Baton Rouge LA	Men's track team meals	254	General 52%/Other 48%
Tate Fermon L..	Baton Rouge LA	Women's track team meals	254	General 52%/Other 48%
Tate Fermon L..	Bowling Green KY	Men's track team meals	435	General 52%/Other 48%
Tate Fermon L..	Bowling Green KY	Women's track team meals	435	General 52%/Other 48%
Tate Fermon L..	Huntsville AL	Women's track team meals	1,770	General 52%/Other 48%
Tate Fermon L..	Huntsville AL	Women's track team meals	709	General 52%/Other 48%
Tate Fermon L..	Huntsville AL	Men's track team meals	709	General 52%/Other 48%

**OUT-OF-STATE TRAVEL
FISCAL YEAR 2017**

Mississippi Valley State University (266-00)

Name of Agency

Note: All expenditures recorded on this form must be totaled and said total must agree with the out-of-state travel amount indicated for FY 2015 on Form Mbr-1, line 1.A.2.b.

Employee's Name	Destination	Purpose	Travel Cost	Funding Source
Tate Fermon L..	Columbus OH	2015 OHSAA Track Championship	301	General 52%/Other 48%
Tennessee Tech University	Boston MA	Registration fee for Naraseeyappa Rajanikanth-CAT Train-the Trainer Workshop	350	General 52%/Other 48%
Tennessee Tech University	Boston MA	Registration fee for Naraseeyappa Rajanikanth-CAT Train-the Trainer Workshop	350	General 52%/Other 48%
Texas Southern University	Alexandria VA	Golf team entry fee	1,700	General 52%/Other 48%
The Peabody	Memphis TN	Lodging for Miss MVSU and Miss Sophomore to attend the Leadership for Queens and Kings Conference	995	General 52%/Other 48%
Thompson Christopher D.	Atlanta GA	Federal Student Aid Conference	280	General 52%/Other 48%
Tillery Brittany	Denver CO	Softball team recruiting	201	General 52%/Other 48%
Tillery Brittany	Montgomery AL	Softball team recruiting	79	General 52%/Other 48%
Tillery Brittany	Conroe TX	Softball team meals	3,694	General 52%/Other 48%
Tillery Brittany	Little Rock/Conway AR	Softball team meals	694	General 52%/Other 48%
Tillery Brittany	Chattanooga TN	Softball team recruiting	95	General 52%/Other 48%
Tillery Brittany	Oklahoma City OK	2015 National Fast Pitch Coaches Clinic	175	General 52%/Other 48%
Tillery Brittany	Boulder/Denver CO	Softball recruiting	25	General 52%/Other 48%
Timbers Tammy	New Orleans LA	2014 NCAA Conference	199	General 52%/Other 48%
UAB	Birmingham AL	Women's track team entry fee	500	General 52%/Other 48%
UAB	Birmingham AL	Men's track team entry fee	500	General 52%/Other 48%
University of Alabama-Birmingham	Birmingham AL	Women's track team entry fee	500	General 52%/Other 48%
University of Alabama-Birmingham	Birmingham AL	Men's track team entry fee	500	General 52%/Other 48%
University of Alabama-Birmingham	Birmingham AL	Women's track team entry fee	500	General 52%/Other 48%
University of Alabama-Birmingham	Birmingham AL	Men's track team entry fee	500	General 52%/Other 48%
UT Conferences	Knoxville TN	Registration fee for La Shon Brooks-Public Higher ED Legislative Professionals Conference	150	General 52%/Other 48%
UWF Argo Invitational Mock	Pensacola FL	Mock Trial Team registration fee	100	General 52%/Other 48%

**OUT-OF-STATE TRAVEL
FISCAL YEAR 2017**

Mississippi Valley State University (266-00)

Name of Agency

Note: All expenditures recorded on this form must be totaled and said total must agree with the out-of-state travel amount indicated for FY 2015 on Form Mbr-1, line 1.A.2.b.

Employee's Name	Destination	Purpose	Travel Cost	Funding Source
Vehicle Utilization-January	Georgia	Transportation for band recruitment	766	General 52%/Other 48%
Vehicle Utilization-January	Birmingham AL	Women's track team transportation	406	General 52%/Other 48%
Vehicle Utilization-January	Birmingham AL	Men's track team transportation	406	General 52%/Other 48%
Vehicle Utilization-January	Baton Rouge LA	Women's basketball transportation	1,427	General 52%/Other 48%
Vehicle Utilization-January	Atlanta GA	Transportation for Honda All-Star team	1,612	General 52%/Other 48%
Vehicle Utilization - April	Pine Bluff AR	Golf team transportation	413	General 52%/Other 48%
Vehicle Utilization - April	Baton Rouge LA	Women's track team transportation	899	General 52%/Other 48%
Vehicle Utilization - April	Baton Rouge LA	Men's track team transportation	899	General 52%/Other 48%
Vehicle Utilization - April	Memphis TN	Baseball team transportation	933	General 52%/Other 48%
Vehicle Utilization - April	Grambling LA	Softball team transportation	1,242	General 52%/Other 48%
Vehicle Utilization - April	Huntsville AL	Women's track team transportation	1,279	General 52%/Other 48%
Vehicle Utilization - April	Huntsville AL	Men's track team transportation	1,279	General 52%/Other 48%
Vehicle Utilization - April	Alexandria LA	Golf team transportation	1,336	General 52%/Other 48%
Vehicle Utilization - April	Hoover AL	Baseball team transportation	1,515	General 52%/Other 48%
Vehicle Utilization - April	Bowling Green KY	Women's track team transportation	1,541	General 52%/Other 48%
Vehicle Utilization - April	Bowling Green KY	Men's track team transportation	1,541	General 52%/Other 48%
Vehicle Utilization - April	Conway AR	Softball team transportation	1,560	General 52%/Other 48%
Vehicle Utilization - April	Fayetteville AR	Baseball team transportation	2,581	General 52%/Other 48%
Vehicle Utilization - December	Memphis TN	Men's basketball team transportation	868	General 52%/Other 48%
Vehicle Utilization - December	Memphis TN	Men's basketball team transportation	884	General 52%/Other 48%
Vehicle Utilization - December	Memphis TN	Men's basketball team transportation	884	General 52%/Other 48%
Vehicle Utilization - December	Memphis TN	Men's basketball team transportation	900	General 52%/Other 48%
Vehicle Utilization - December	Memphis TN	Men's basketball team transportation	910	General 52%/Other 48%
Vehicle Utilization - December	Memphis TN	Men's basketball team transportation	920	General 52%/Other 48%

**OUT-OF-STATE TRAVEL
FISCAL YEAR 2017**

Mississippi Valley State University (266-00)

Name of Agency

Note: All expenditures recorded on this form must be totaled and said total must agree with the out-of-state travel amount indicated for FY 2015 on Form Mbr-1, line 1.A.2.b.

Employee's Name	Destination	Purpose	Travel Cost	Funding Source
Vehicle Utilization - December	Nashville TN	Women's basketball team transportation	2,542	General 52%/Other 48%
Vehicle Utilization - January	Memphis TN	Transportation for Athletic Admin Staff	233	General 52%/Other 48%
Vehicle Utilization - January	Memphis TN	Transportation for Athletic Admin Staff	234	General 52%/Other 48%
Vehicle Utilization - January	Pine Bluff AR	Women's basketball team transportation	572	General 52%/Other 48%
Vehicle Utilization - January	Memphis TN	Men's basketball team transportation	894	General 52%/Other 48%
Vehicle Utilization - January	Memphis TN	Men's basketball team transportation	910	General 52%/Other 48%
Vehicle Utilization - January	Memphis TN	Women's basketball team transportation	975	General 52%/Other 48%
Vehicle Utilization - January	Birmingham AL	Women's track team transportation	1,050	General 52%/Other 48%
Vehicle Utilization - January	Birmingham AL	Men's track team transportation	1,050	General 52%/Other 48%
Vehicle Utilization - July	Birmingham AL	Football transportation- 2014SWAC Media Day	429	General 52%/Other 48%
Vehicle Utilization - November	Baton Rouge LA	Cheerleaders transportation	1,180	General 52%/Other 48%
Vehicle Utilization - November	Baton Rouge LA	Volleyball team transportation	1,190	General 52%/Other 48%
Vehicle Utilization - November	Huntsville AL	Soccer team transportation	1,236	General 52%/Other 48%
Vehicle Utilization - November	Huntsville AL	Volleyball team transportation	2,961	General 52%/Other 48%
Vehicle Utilization - November	Memphis TN	Men's basketball team transportation	560	General 52%/Other 48%
Vehicle Utilization - November	Memphis TN	Men's basketball team transportation	900	General 52%/Other 48%
Vehicle Utilization - October	Grambling LA	Volleyball team transportation	764	General 52%/Other 48%
Vehicle Utilization - October	Houston TX	Football team transportation	3,546	General 52%/Other 48%
Vehicle Utilization - October	Monticello AR	Volleyball team transportation	191	General 52%/Other 48%
Vehicle Utilization - October	Monticello AR	Volleyball team transportation	193	General 52%/Other 48%
Vehicle Utilization - October	Waller TX	Golf team transportation	1,199	General 52%/Other 48%
Vehicle Utilization-August	Jacksonville AL	Soccer team transportation	2,031	General 52%/Other 48%
Vehicle Utilization-August	Memphis TN	Women's track transportation	297	General 52%/Other 48%
Vehicle Utilization-August	Memphis TN	Men's track transportation	297	General 52%/Other 48%

**OUT-OF-STATE TRAVEL
FISCAL YEAR 2017**

Mississippi Valley State University (266-00)

Name of Agency

Note: All expenditures recorded on this form must be totaled and said total must agree with the out-of-state travel amount indicated for FY 2015 on Form Mbr-1, line 1.A.2.b.

Employee's Name	Destination	Purpose	Travel Cost	Funding Source
Vehicle Utilization-February	Birmingham AL	Women's track transportation	962	General 52%/Other 48%
Vehicle Utilization-February	Birmingham AL	Men's track transportation	962	General 52%/Other 48%
Vehicle Utilization-February	Grambling LA	Women's basketball team transportation	681	General 52%/Other 48%
Vehicle Utilization-February	Lafayette LA	Softball team transportation	615	General 52%/Other 48%
Vehicle Utilization-February	Lafayette LA	Softball team transportation	619	General 52%/Other 48%
Vehicle Utilization-February	Memphis TN	Transportation for convocation speaker	322	General 52%/Other 48%
Vehicle Utilization-March	Alexandria VA	Golf team transportation	491	General 52%/Other 48%
Vehicle Utilization-March	Alexandria VA	Golf team transportation	510	General 52%/Other 48%
Vehicle Utilization-March	Birmingham AL	Baseball team transportation	1,710	General 52%/Other 48%
Vehicle Utilization-March	Conroe TX	Softball team transportation	3,513	General 52%/Other 48%
Vehicle Utilization-March	Lubbock TX	Softball team transportation	5,083	General 52%/Other 48%
Vehicle Utilization-March	Memphis TN	Transportation for MBA students & faculty	532	General 52%/Other 48%
Vehicle Utilization-March	Memphis TN	Transportation for MBA students & faculty	564	General 52%/Other 48%
Vehicle Utilization-March	Memphis TN	Transportation for Fine Arts Accreting agents	158	General 52%/Other 48%
Vehicle Utilization-March	Memphis TN	Transportation for Fine Arts Accreting agents	160	General 52%/Other 48%
Vehicle Utilization-March	Monroe LA	Baseball team transportation	1,128	General 52%/Other 48%
Vehicle Utilization-March	Montgomery AL	Baseball team transportation	2,256	General 52%/Other 48%
Vehicle Utilization-March	Tuscaloosa AL	Softball team transportation	313	General 52%/Other 48%
Vehicle Utilization-March	Tuscaloosa AL	Softball team transportation	315	General 52%/Other 48%
Vehicle Utilization-March	Tuscaloosa AL	Women's track team transportation	621	General 52%/Other 48%
Vehicle Utilization-March	Tuscaloosa AL	Men's track team transportation	621	General 52%/Other 48%
Vehicle Utilization-March	Various cities	Baseball team transportation	10,600	General 52%/Other 48%
Vehicle Utilization-May	Savannah GA	Transportation for student Leaders to attend the NASAP Student Leadership Institute	2,846	General 52%/Other 48%

**OUT-OF-STATE TRAVEL
FISCAL YEAR 2017**

Mississippi Valley State University (266-00)

Name of Agency

Note: All expenditures recorded on this form must be totaled and said total must agree with the out-of-state travel amount indicated for FY 2015 on Form Mbr-1, line 1.A.2.b.

Employee's Name	Destination	Purpose	Travel Cost	Funding Source
Vehicle Utilization-May	Decatur AL	Softball transportation	1,817	General 52%/Other 48%
Vehicle Utilization-October	Montgomery/Huntsville AL	Soccer team transportation	2,857	General 52%/Other 48%
Vehicle Utilization-October	Pine Bluff AR/Grambling LA	Soccer team transportation	1,843	General 52%/Other 48%
Vehicle Utilization-September	Chattanooga TN	Volleyball team transportation	1,596	General 52%/Other 48%
Vehicle Utilization-September	Hammond LA	Soccer team transportation	1,528	General 52%/Other 48%
Vehicle Utilization-September	Little Rock/Jonesboro AR	Soccer team transportation	2,022	General 52%/Other 48%
Vehicle Utilization-September	Memphis TN	Women's track transportation	303	General 52%/Other 48%
Vehicle Utilization-September	Memphis TN	Men's track transportation	303	General 52%/Other 48%
Vehicle Utilization-September	Monroe LA	Soccer team transportation	1,008	General 52%/Other 48%
Vehicle Utilization-September	New Orleans LA	Volleyball team transportation	1,148	General 52%/Other 48%
Vehicle Utilization-September	Pine Bluff AR	Volleyball team transportation	600	General 52%/Other 48%
Venturini Vincent J.	Kansas City MO	2015 Baccalaureate Program Directors Annual Conference	1,093	General 52%/Other 48%
Wahome Joseph	Washington DC	Quality Ed for Minorities/National Science Foundation Workshop	87	General 52%/Other 48%
Wallace Rodrick D..	Dallas TX	Drove university vehicle for repair	56	General 52%/Other 48%
Wallace Rodrick D..	Dallas TX	Picked up university vehicle	56	General 52%/Other 48%
Warren Jimmie	Nashville TN	2014 SACSCOC Annual Meeting	672	General 52%/Other 48%
Western Association of Veterans Education Specialist	Anaheim CA	WAVES Conference	325	General 52%/Other 48%
Western Kentucky Athletics	Bowling Green KY	Women's track team entry fee	200	General 52%/Other 48%
Western Kentucky Athletics	Bowling Green KY	Men's track team entry fee	200	General 52%/Other 48%
Williams Jacqueline A.	Mobile AL	SACRAO 68TH Annual Meeting	597	General 52%/Other 48%
Young Willie J..	Atlanta GA	Atlanta Metro Alumni Chapter Green & White Scholarship Banquet	721	General 52%/Other 48%
Young Willie J..	Memphis TN	Memphis Alumni Chapter Christmas Fundraiser	264	General 52%/Other 48%
Zheng John	Memphis TN	Provided airport transportation for speaker	151	General 52%/Other 48%
Total Out of State Cost			\$ 591,432	

FEES, PROFESSIONAL AND OTHER SERVICES

Mississippi Valley State University (266-00)

Name of Agency

TYPE OF FEE AND NAME OF VENDOR	Retired w/ PERS	(1) Actual Expenses FY Ending June 30, 2015	(2) Estimated Expenses FY Ending June 30, 2016	(3) Requested Expenses FY Ending June 30, 2017	Fund Source
5710 Engineering					
Willis of North Carolina Inc./Engineering fee <i>Comp. Rate: \$61 per allocation annually</i>		183	2,000	2,000	General 55%/Other 45%
Willis of North Carolina/Commercial Property Engineering Fee <i>Comp. Rate: \$1475.58 per annual allocation</i>		1,476			General 55%/Other 45%
Total 5710 Engineering		1,659	2,000	2,000	
5720 Architecture					
Beard+Riser Architects PLL/Architectural services <i>Comp. Rate: \$3493.53 avg cost per job</i>		17,468			General 55%/Other 45%
Beard+Riser Architects PLL/Architectural services <i>Comp. Rate: \$5000 per plan</i>		5,000	30,000	30,000	General 55%/Other 45%
JBHM Architects P.A./Design/Planting services <i>Comp. Rate: \$5000 per job</i>		5,000			General 55%/Other 45%
JBHM Architects P.A./Design/Planting services <i>Comp. Rate: \$160 per hour</i>		2,480	20,000	20,000	General 55%/Other 45%
JBHM Architects P.A./Design/Planting services <i>Comp. Rate: \$160 per hour</i>		1,120			General 55%/Other 45%
Total 5720 Architecture		31,068	50,000	50,000	
5730 Auditing Fees					
J.E Vance & Company P.A/Inventory observation <i>Comp. Rate: \$2500 per day</i>		2,500			General 55%/Other 45%
J.E Vance & Company P.A/Reconciliation of selected account <i>Comp. Rate: \$6000 per account</i>		6,000			General 55%/Other 45%
J.E Vance & Company P.A/Reconciliation of selected account <i>Comp. Rate: \$6800 per account</i>		6,800			General 55%/Other 45%
J.E Vance & Company P.A/Reconciliation of selected account <i>Comp. Rate: \$20431 per audit</i>		20,431	40,000	40,000	General 55%/Other 45%
Mississippi Institutions of Higher Learning/Audit Charges					

FEES, PROFESSIONAL AND OTHER SERVICES

Mississippi Valley State University (266-00)

Name of Agency

TYPE OF FEE AND NAME OF VENDOR	Retired w/ PERS	(1) Actual Expenses FY Ending June 30, 2015	(2) Estimated Expenses FY Ending June 30, 2016	(3) Requested Expenses FY Ending June 30, 2017	Fund Source
<i>Comp. Rate: \$1918 per allocation</i>		1,918			General 55%/Other 45%
Mississippi Institutions of Higher Learning/Audit Charges <i>Comp. Rate: \$1274.65 per allocation</i>		1,275			General 55%/Other 45%
Mississippi Institutions of Higher Learning/Audit Charges <i>Comp. Rate: \$1125 per allocation</i>		1,125			General 55%/Other 45%
Mississippi Institutions of Higher Learning/Audit charges <i>Comp. Rate: \$368.92 per allocation</i>		369			General 55%/Other 45%
Mississippi Institutions of Higher Learning/Audit Charges <i>Comp. Rate: \$7004.12 per allocation</i>		7,004			General 55%/Other 45%
Mississippi Institutions of Higher Learning/Audit Charges <i>Comp. Rate: \$6345 per allocation</i>		6,345			General 55%/Other 45%
Mississippi Institutions of Higher Learning/Audit charges- CRI <i>Comp. Rate: \$4052 per allocation</i>		4,052			General 55%/Other 45%
Mississippi Institutions of Higher Learning/Audit Charges <i>Comp. Rate: \$4462.75 per allocation</i>		4,463			General 55%/Other 45%
Mississippi Institutions of Higher Learning/Audit Charges KMPG <i>Comp. Rate: \$6651 per allocation</i>		6,651			General 55%/Other 45%
Mississippi Institutions of Higher Learning/Budget Supplement for <i>Comp. Rate: \$15245.13 per allocation</i>		15,245	55,000	55,000	General 55%/Other 45%
Mississippi Institutions of Higher Learning/State Department Audit <i>Comp. Rate: \$8.13 per allocation</i>		8			General 55%/Other 45%
Mississippi Institutions of Higher Learning/State Department Audit <i>Comp. Rate: \$32.09 per allocation</i>		32			General 55%/Other 45%
Mississippi Institutions of Higher Learning/State Department Audit <i>Comp. Rate: \$544.29 per allocation</i>		544			General 55%/Other 45%
Mississippi Institutions of Higher Learning/State Department Audit <i>Comp. Rate: \$1798.04 per allocation</i>		1,798			General 55%/Other 45%

FEES, PROFESSIONAL AND OTHER SERVICES

Mississippi Valley State University (266-00)

Name of Agency

TYPE OF FEE AND NAME OF VENDOR	Retired w/ PERS	(1) Actual Expenses FY Ending June 30, 2015	(2) Estimated Expenses FY Ending June 30, 2016	(3) Requested Expenses FY Ending June 30, 2017	Fund Source
Mississippi Institutions of Higher Learning/TeamMate Audit <i>Comp. Rate: \$771.20 per allocation</i>		771			General 55%/Other 45%
Office of the State Auditor/Property Audit <i>Comp. Rate: \$35 per hour</i>		1,855	5,000	5,000	General 55%/Other 45%
Office of the State Auditor/Property Audit <i>Comp. Rate: \$35 per hour</i>		385			General 55%/Other 45%
REFUND - IHL/Auditing fee refund <i>Comp. Rate: \$5.93 per allocation</i>					General 55%/Other 45%
Total 5730 Auditing Fees		89,571	100,000	100,000	
5740 Medical					
Advanced Rehabilitation LL/Medical service for student athlete <i>Comp. Rate: \$500 per claim</i>		500			General 55%/Other 45%
Advanced Rehabilitation LL/Medical service for student athlete <i>Comp. Rate: \$383 per claim</i>		383			General 55%/Other 45%
Advanced Rehabilitation LL/Medical service for student athlete <i>Comp. Rate: \$269.69 avg cost per visit</i>		2,427	5,000	5,000	General 55%/Other 45%
Advanced Rehabilitation LL/Medical services for student athletes <i>Comp. Rate: \$121.96 avg cost per athlete</i>		244			General 55%/Other 45%
Burns Christopher Diontay./Medical services for athlete <i>Comp. Rate: \$139.63 per visit</i>		140			General 55%/Other 45%
Central MS Radiology/Medical services for athletes <i>Comp. Rate: \$353 avg cost per athlete</i>		706	4,000	4,000	General 55%/Other 45%
Central MS Radiology/Medical services for athletes <i>Comp. Rate: \$42.40 per visit</i>		42			General 55%/Other 45%
Coleman Eye Center/Medical services for student referral <i>Comp. Rate: \$50 per visit</i>		50	500	500	General 55%/Other 45%
Emergency Medicine Associates of Jackson/Medial claim for athlete					

FEES, PROFESSIONAL AND OTHER SERVICES

Mississippi Valley State University (266-00)

Name of Agency

TYPE OF FEE AND NAME OF VENDOR	Retired w/ PERS	(1) Actual Expenses FY Ending June 30, 2015	(2) Estimated Expenses FY Ending June 30, 2016	(3) Requested Expenses FY Ending June 30, 2017	Fund Source
<i>Comp. Rate: \$75 per claim</i>		75			General 55%/Other 45%
Greenwood Leflore Clinic Network/Medical services for athlete <i>Comp. Rate: \$250 avg cost per claim</i>		500			General 55%/Other 45%
Greenwood Leflore Clinic Network/Medical services for athlete <i>Comp. Rate: \$90 per visit</i>		90			General 55%/Other 45%
Greenwood Leflore Clinic Network/Medical services for athlete <i>Comp. Rate: \$246 per visit</i>		246			General 55%/Other 45%
Greenwood Leflore Clinic Network/Medical services for athlete <i>Comp. Rate: \$16.07 per athlete</i>		16			General 55%/Other 45%
Greenwood Leflore Clinic Network/Medical services for athlete <i>Comp. Rate: \$206 per visit</i>		206			General 55%/Other 45%
Greenwood Leflore Clinic Network/Medical services for athletes <i>Comp. Rate: \$252.81 avg cost per athlete</i>		1,769			General 55%/Other 45%
Greenwood Leflore Clinic Network/Medical services for athletes <i>Comp. Rate: \$151.29 avg cost per athlete</i>		1,362			General 55%/Other 45%
Greenwood Leflore Clinic Network/Medical services for athletes <i>Comp. Rate: \$109.14 avg cost per athlete</i>		218			General 55%/Other 45%
Greenwood Leflore Clinic Network/Medical services for athletes <i>Comp. Rate: \$69.77 avg cost per athlete</i>		140			General 55%/Other 45%
Greenwood Leflore Clinic Network/Medical services for athletes <i>Comp. Rate: \$157.49 avg cost per athlete</i>		628			General 55%/Other 45%
Greenwood Leflore Clinic Network/Medical services for athletes <i>Comp. Rate: \$184.87 avg cost per athlete</i>		370			General 55%/Other 45%
Greenwood Leflore Clinic Network/Medical services for athletes <i>Comp. Rate: \$127.50 avg cost per athlete</i>		765			General 55%/Other 45%
Greenwood Leflore Clinic Network/Medical services for athletes <i>Comp. Rate: \$98.05 avg cost per athlete</i>		490	1,500	1,500	General 55%/Other 45%

FEES, PROFESSIONAL AND OTHER SERVICES

Mississippi Valley State University (266-00)

Name of Agency					
TYPE OF FEE AND NAME OF VENDOR	Retired w/ PERS	(1) Actual Expenses FY Ending June 30, 2015	(2) Estimated Expenses FY Ending June 30, 2016	(3) Requested Expenses FY Ending June 30, 2017	Fund Source
Greenwood Leflore Clinic Network/Medical services for athletes <i>Comp. Rate: \$112.14 avg cost per athlete</i>		224			General 55%/Other 45%
Greenwood Leflore Clinic Network/Medical services for athletes <i>Comp. Rate: \$166.69 avg cost per athlete</i>		1,334			General 55%/Other 45%
Greenwood Leflore Clinic Network/Medical services for athletes <i>Comp. Rate: \$205.35 avg cost per athlete</i>		1,027			General 55%/Other 45%
Greenwood Leflore Clinic Network/Medical services for athletes <i>Comp. Rate: \$97.74 avg cost per athlete</i>		489			General 55%/Other 45%
Greenwood Leflore Foot Center/Medical services for athlete <i>Comp. Rate: \$223.47 avg cost per visit</i>		1,788	2,500	2,500	General 55%/Other 45%
Greenwood Leflore Hospital/Medical services for athlete <i>Comp. Rate: \$41.30 per visit</i>		41	40,500	40,500	General 55%/Other 45%
Greenwood Leflore Hospital/Medical services for athlete <i>Comp. Rate: \$151.64 per claim</i>		152			General 55%/Other 45%
Greenwood Leflore Hospital/Medical services for athlete <i>Comp. Rate: \$1092.12 per claim</i>		1,092			General 55%/Other 45%
Greenwood Leflore Hospital/Medical services for athlete <i>Comp. Rate: \$377.63 per visit</i>		378			General 55%/Other 45%
Greenwood Leflore Hospital/Medical services for athletes <i>Comp. Rate: \$218.28 avg cost per athlete</i>		873			General 55%/Other 45%
Greenwood Leflore Hospital/Medical services for athletes <i>Comp. Rate: \$24.80 avg cost per athlete</i>		734			General 55%/Other 45%
Greenwood Leflore Hospital/Medical services for athletes <i>Comp. Rate: \$500 avg cost per athlete</i>		1,000			General 55%/Other 45%
Greenwood Leflore Hospital/Medical services for athletes <i>Comp. Rate: \$1402.83 avg cost per athlete</i>		2,806			General 55%/Other 45%
Greenwood Leflore Hospital/Medical services for athletes					

FEES, PROFESSIONAL AND OTHER SERVICES

Mississippi Valley State University (266-00)

Name of Agency

TYPE OF FEE AND NAME OF VENDOR	Retired w/ PERS	(1) Actual Expenses FY Ending June 30, 2015	(2) Estimated Expenses FY Ending June 30, 2016	(3) Requested Expenses FY Ending June 30, 2017	Fund Source
<i>Comp. Rate: \$915.65 avg cost per athlete</i>		7,325			General 55%/Other 45%
Greenwood Leflore Hospital/Medical services for athletes <i>Comp. Rate: \$934.29 avg cost per athlete</i>		6,540			General 55%/Other 45%
Greenwood Leflore Hospital/Medical services for athletes <i>Comp. Rate: \$860.13 avg cost per athlete</i>		7,741			General 55%/Other 45%
Greenwood Leflore Hospital/Medical services for athletes <i>Comp. Rate: \$1481.65 avg cost per athlete</i>		4,445			General 55%/Other 45%
Greenwood Leflore Hospital/Sickle Cell Screenings <i>Comp. Rate: \$12 per screening</i>		108			General 55%/Other 45%
Greenwood Leflore Hospital/Sickle Cell Screenings <i>Comp. Rate: \$12 per screening</i>		1,296			General 55%/Other 45%
Healthcare Financial Services/Medical services for athlete <i>Comp. Rate: \$203 avg cost per visit</i>		453			General 55%/Other 45%
LabCorp/Medical claim for Athlete <i>Comp. Rate: \$5.00 per visit</i>		6			General 55%/Other 45%
MedStat EMS Inc./Medical services for athlete <i>Comp. Rate: 816.5 per claim</i>		817			General 55%/Other 45%
MedStat EMS Inc./Standby emergency medical services <i>Comp. Rate: \$400 per game</i>		2,000	5,000	5,000	General 55%/Other 45%
Middle Tennessee Emergency/Medical service for student athlete <i>Comp. Rate: \$369 per visit</i>		369			General 55%/Other 45%
Mississippi Baptist Medical Center/Medical services for athlete <i>Comp. Rate: \$276 per visit</i>		276	5,000	5,000	General 55%/Other 45%
Mississippi Baptist Medical Center/Medical services for athlete <i>Comp. Rate: \$1002.40 per visit</i>		1,002			General 55%/Other 45%
MS Sports Medicine/Medical service for student athlete <i>Comp. Rate: \$343.47 per claim</i>		343	6,000	6,000	General 55%/Other 45%

FEES, PROFESSIONAL AND OTHER SERVICES

Mississippi Valley State University (266-00)

Name of Agency

TYPE OF FEE AND NAME OF VENDOR	Retired w/ PERS	(1) Actual Expenses FY Ending June 30, 2015	(2) Estimated Expenses FY Ending June 30, 2016	(3) Requested Expenses FY Ending June 30, 2017	Fund Source
Pernell Dorothy A../Medical services for student athletes <i>Comp. Rate: \$343.40 avg cost per athlete</i>		1,374	10,000	10,000	General 55%/Other 45%
Pernell Dorothy Dr../Medical services for student athletes <i>Comp. Rate: \$642.54 avg cost per athlete</i>		3,855			General 55%/Other 45%
Radiological Group PA/Medical services for student athlete <i>Comp. Rate: \$14 per visit</i>		14			General 55%/Other 45%
Rutherford County EMS/Medical services for student athlete <i>Comp. Rate: \$131 per visit</i>		131			General 55%/Other 45%
Tennessee Emergency Physi/Medical claim for Athlete <i>Comp. Rate: \$59.21 per claim</i>		59			General 55%/Other 45%
United Medical Recovery L.L/Medical Services for athlete <i>Comp. Rate: \$248.08 per claim</i>		248	20,000	20,000	General 55%/Other 45%
United Medical Recovery L.L/Medical Services for athlete <i>Comp. Rate: \$515.21 per visit</i>		515			General 55%/Other 45%
United Medical Recovery L.L/Medical Services for athletes <i>Comp. Rate: \$438.82 avg cost per athlete</i>		878			General 55%/Other 45%
United Medical Recovery L.L/Medical Services for athletes <i>Comp. Rate: \$1099.25 avg cost per athlete</i>		4,397			General 55%/Other 45%
United Medical Recovery L.L/Medical Services for athletes <i>Comp. Rate: \$304.78 avg cost per athlete</i>		610			General 55%/Other 45%
Total 5740 Medical		68,107	100,000	100,000	
5750 Instructional Services					
ACT Finance/Residual scoring fee <i>Comp. Rate: \$33.50 per exam</i>		401			General 55%/Other 45%
ACT Finance/Residual scoring fee <i>Comp. Rate: \$33.50 per exam</i>		201			General 55%/Other 45%
ACT Finance/Residual scoring fee					

FEES, PROFESSIONAL AND OTHER SERVICES

Mississippi Valley State University (266-00)

Name of Agency

TYPE OF FEE AND NAME OF VENDOR	Retired w/ PERS	(1) Actual Expenses FY Ending June 30, 2015	(2) Estimated Expenses FY Ending June 30, 2016	(3) Requested Expenses FY Ending June 30, 2017	Fund Source
<i>Comp. Rate: \$33.50 per exam</i>		34			General 55%/Other 45%
ACT Finance/Residual scoring fee <i>Comp. Rate: \$33.50 per exam</i>		1,173			General 55%/Other 45%
ACT Finance/Residual scoring fee <i>Comp. Rate: \$35 per exam</i>		140	2,000	2,000	General 55%/Other 45%
Peregrine Academic Services/CPC Com Services-Bachelors Post- <i>Comp. Rate: \$15 per test</i>		60	1,000	1,000	General 55%/Other 45%
Peregrine Academic Services/CPC Com Services-Bachelors Pre- <i>Comp. Rate: \$40 per test</i>		75			General 55%/Other 45%
Total 5750 Instructional Services		2,084	3,000	3,000	
5760 Legal Fees					
Edwards Reporting Inc/Court Reporting <i>Comp. Rate: \$1592 per job</i>		1,591	3,000	3,000	General 55%/Other 45%
Mississippi Institutions of Higher Learning/Attorney General <i>Comp. Rate: \$9294.61 per allocation</i>		9,295	11,000	11,000	General 55%/Other 45%
Mississippi Institutions of Higher Learning/Attorney General <i>Comp. Rate: \$9294.61 per allocation</i>		9,295	11,000	11,000	General 55%/Other 45%
Total 5760 Legal Fees		20,181	25,000	25,000	
5770 Laboratory & Testing Fees					
A & A Environmental Service/Monitoring campus drinking water <i>Comp. Rate: \$1560 per month</i>		1,560			General 55%/Other 45%
A & A Environmental Service/Monitoring campus drinking water <i>Comp. Rate: \$1560 per month</i>		1,560			General 55%/Other 45%
A & A Environmental Service/Monitoring campus drinking water <i>Comp. Rate: \$1560 per month</i>		1,560			General 55%/Other 45%
A & A Environmental Service/Monitoring campus drinking water <i>Comp. Rate: \$1560 per month</i>		1,560			General 55%/Other 45%

FEES, PROFESSIONAL AND OTHER SERVICES

Mississippi Valley State University (266-00)

Name of Agency

TYPE OF FEE AND NAME OF VENDOR	Retired w/ PERS	(1) Actual Expenses FY Ending June 30, 2015	(2) Estimated Expenses FY Ending June 30, 2016	(3) Requested Expenses FY Ending June 30, 2017	Fund Source
A & A Environmental Service/Monitoring campus drinking water <i>Comp. Rate: \$1560 per month</i>		1,560	50,000	50,000	General 55%/Other 45%
A & A Environmental Service/Monitoring campus drinking water <i>Comp. Rate: \$1560 per month</i>		1,560			General 55%/Other 45%
A & A Environmental Service/Monitoring campus drinking water <i>Comp. Rate: \$1560 per month</i>		1,560			General 55%/Other 45%
A & A Environmental Service/Monitoring campus drinking water <i>Comp. Rate: \$1560 per month</i>		1,560			General 55%/Other 45%
A & A Environmental Service/Monitoring campus drinking water <i>Comp. Rate: \$1560 per month</i>		1,560			General 55%/Other 45%
A & A Environmental Service/Monitoring campus drinking water <i>Comp. Rate: \$1560 per month</i>		1,560			General 55%/Other 45%
A & A Environmental Service/Monitoring campus drinking water <i>Comp. Rate: \$1560 per month</i>		1,560			General 55%/Other 45%
A & A Environmental Service/Monitoring campus drinking water <i>Comp. Rate: \$1560 per month</i>		1,560			General 55%/Other 45%
A & A Environmental Service/Testing waste water treatment plant <i>Comp. Rate: \$2300 per month</i>		2,300			General 55%/Other 45%
A & A Environmental Service/Testing waste water treatment plant <i>Comp. Rate: \$2300 per month</i>		2,300			General 55%/Other 45%
A & A Environmental Service/Testing waste water treatment plant <i>Comp. Rate: \$2300 per month</i>		2,300			General 55%/Other 45%
A & A Environmental Service/Testing waste water treatment plant <i>Comp. Rate: \$2300 per month</i>		2,300			General 55%/Other 45%
A & A Environmental Service/Testing waste water treatment plant <i>Comp. Rate: \$2300 per month</i>		2,300			General 55%/Other 45%
A & A Environmental Service/Testing waste water treatment plant					General 55%/Other 45%

FEES, PROFESSIONAL AND OTHER SERVICES

Mississippi Valley State University (266-00)

Name of Agency

TYPE OF FEE AND NAME OF VENDOR	Retired w/ PERS	(1) Actual Expenses FY Ending June 30, 2015	(2) Estimated Expenses FY Ending June 30, 2016	(3) Requested Expenses FY Ending June 30, 2017	Fund Source
<i>Comp. Rate: \$2300 per month</i>		2,300			General 55%/Other 45%
A & A Environmental Service/Testing waste water treatment plant <i>Comp. Rate: \$2300 per month</i>		2,300			General 55%/Other 45%
A & A Environmental Service/Testing waste water treatment plant <i>Comp. Rate: \$2300 per month</i>		2,300			General 55%/Other 45%
A & A Environmental Service/Testing waste water treatment plant <i>Comp. Rate: \$2300 per month</i>		2,300			General 55%/Other 45%
A & A Environmental Service/Testing waste water treatment plant <i>Comp. Rate: \$2300 per month</i>		2,300			General 55%/Other 45%
A & A Environmental Service/Testing waste water treatment plant <i>Comp. Rate: \$2300 per month</i>		2,300			General 55%/Other 45%
A & A Environmental Service/Testing waste water treatment plant <i>Comp. Rate: \$2300 per month</i>		2,300			General 55%/Other 45%
MS Crime Laboratory/Analytical fee <i>Comp. Rate: \$50 per analysis</i>		50	4,000	4,000	General 55%/Other 45%
Peregrine Academic Services/BUS/CPC Comp Services <i>Comp. Rate: \$40 per test</i>		125	1,000	1,000	General 55%/Other 45%
W.L. Burle Engineers P.A./2014 DMR Sampling for Wastewater <i>Comp. Rate: \$45 avg rate per hour</i>		1,657	5,000	5,000	General 55%/Other 45%
Total 5770 Laboratory & Testing Fees		48,152	60,000	60,000	
5780 Consultant Expense Reimbursement					
Academic Technologies Inc/Consultant travel reimbursement cost <i>Comp. Rate: \$45 per travel hour</i>		180			General 55%/Other 45%
Academic Technologies Inc/Travel reimbursement costs <i>Comp. Rate: \$45 per travel hour</i>		135	500	500	General 55%/Other 45%
Archie Kathy C./Bank Reconciliation Consultant <i>Comp. Rate: \$250 per month</i>		2,500			General 55%/Other 45%

FEES, PROFESSIONAL AND OTHER SERVICES

Mississippi Valley State University (266-00)

Name of Agency					
TYPE OF FEE AND NAME OF VENDOR	Retired w/ PERS	(1) Actual Expenses FY Ending June 30, 2015	(2) Estimated Expenses FY Ending June 30, 2016	(3) Requested Expenses FY Ending June 30, 2017	Fund Source
Archie Kathy C./Bank Reconciliation Consultant <i>Comp. Rate: \$1000 per month</i>		3,000	6,000	6,000	General 55%/Other 45%
CampusEAI/Functional Consultant travel reimbursement costs <i>Comp. Rate: \$1420.97 per trip</i>		1,421	2,000	2,000	General 55%/Other 45%
Capital Concrete Cutting Inc/Travel reimbursement costs <i>Comp. Rate: \$250 per trip</i>		250			General 55%/Other 45%
Card Services/Consultant travel cost <i>Comp. Rate: \$436.20 per airline ticket</i>		436	5,000	5,000	General 55%/Other 45%
Card Services/Consultant travel cost <i>Comp. Rate: \$505.20 per airline ticket</i>		505			General 55%/Other 45%
Card Services/Consultant travel cost <i>Comp. Rate: \$619.70 per airline ticket</i>		620			General 55%/Other 45%
Card Services/Consultant travel cost <i>Comp. Rate: \$538.70 per airline ticket</i>		539			General 55%/Other 45%
Card Services/Consultant travel cost <i>Comp. Rate: \$392.70 per airline ticket</i>		393			General 55%/Other 45%
Card Services/Consultant travel cost <i>Comp. Rate: \$444.70 per airline ticket</i>		445			General 55%/Other 45%
Faulkner Jacqueline-R02206/Conducted 2014 Student Leadership <i>Comp. Rate: \$0.56 per mile</i>		216			General 55%/Other 45%
Gilchrist Ericka/Presenter's travel reimbursement cost <i>Comp. Rate: \$1000 per trip</i>		1,000	1,500	1,500	General 55%/Other 45%
Greenwood Leflore Hospital/Athletic Trainer <i>Comp. Rate: \$1853.54 avg rate per month</i>		4,960	10,000	10,000	General 55%/Other 45%
Greenwood Leflore Hospital/Athletic Trainer <i>Comp. Rate: \$1704.46 per month</i>		1,704			General 55%/Other 45%
Hall MW/Consultant travel cost					

FEES, PROFESSIONAL AND OTHER SERVICES

Mississippi Valley State University (266-00)

Name of Agency

TYPE OF FEE AND NAME OF VENDOR	Retired w/ PERS	(1) Actual Expenses FY Ending June 30, 2015	(2) Estimated Expenses FY Ending June 30, 2016	(3) Requested Expenses FY Ending June 30, 2017	Fund Source
<i>Comp. Rate: \$0.56 per mile</i>		482	2,500	2,500	General 55%/Other 45%
Hall MW/Consultant travel cost <i>Comp. Rate: \$0.56 per mile</i>		1,254			General 55%/Other 45%
Hampton Inn Gwood Cnld/Consultant travel cost <i>Comp. Rate: \$99 per night</i>		495			General 55%/Other 45%
Hampton Inn of Greenwood/Consultant travel cost <i>Comp. Rate: \$99 per night</i>		198	1,500	1,500	General 55%/Other 45%
Hampton Inn of Greenwood/Consultant travel cost <i>Comp. Rate: \$297 per trip</i>		297			General 55%/Other 45%
Hampton Inn of Greenwood/Lecturer travel cost <i>Comp. Rate: \$99 per night</i>		198			General 55%/Other 45%
Haynes III Leonard L./Convocation speaker <i>Comp. Rate: \$1200 per event</i>		1,200			General 55%/Other 45%
Holiday Inn Express and Suites/Consultant reimbursement cost <i>Comp. Rate: \$96.12 per night</i>		192			General 55%/Other 45%
Holiday Inn Express and Suites/Consultant reimbursement cost <i>Comp. Rate: \$96.12 per night</i>		192			General 55%/Other 45%
Holiday Inn Express and Suites/Consultant travel costs <i>Comp. Rate: Consultant travel costs</i>		445			General 55%/Other 45%
Holiday Inn Express and Suites/Consultant travel costs <i>Comp. Rate: Consultant travel costs</i>		89			General 55%/Other 45%
Holiday Inn Express and Suites/Guest speaker travel cost <i>Comp. Rate: \$99 per night</i>		178	5,000	5,000	General 55%/Other 45%
Holiday Inn Express and Suites/NCATE Team travel cost <i>Comp. Rate: \$96.12 per night</i>		865			General 55%/Other 45%
Holiday Inn Express/Consultant travel costs <i>Comp. Rate: \$96.12 per night</i>		384			General 55%/Other 45%

FEES, PROFESSIONAL AND OTHER SERVICES

Mississippi Valley State University (266-00)

Name of Agency					
TYPE OF FEE AND NAME OF VENDOR	Retired w/ PERS	(1) Actual Expenses FY Ending June 30, 2015	(2) Estimated Expenses FY Ending June 30, 2016	(3) Requested Expenses FY Ending June 30, 2017	Fund Source
Long Anthony/Consultant meal stipend <i>Comp. Rate: \$15 per stipend</i>		60			General 55%/Other 45%
Long Robert/Consultant travel reimbursement cost <i>Comp. Rate: \$1142.04 per trip</i>		1,142			General 55%/Other 45%
Malone Winthrop Fred./Speaker Travel cost <i>Comp. Rate: \$0.575 per mile</i>		414			General 55%/Other 45%
Middle South Computer/Travel reimbursement costs <i>Comp. Rate: \$450 per trip</i>		450			General 55%/Other 45%
Nelson Ivory V../Consultant reimbursement cost <i>Comp. Rate: \$1555.49 per trip</i>		1,555			General 55%/Other 45%
Papp Eric/Presenter's travel reimbursement cost <i>Comp. Rate: \$440.41 per trip</i>		440	1,000	1,000	General 55%/Other 45%
PCCD-RAINEY ELECTRONICS INC/Sevice call and mileage <i>Comp. Rate: \$250 per trip</i>		250			General 55%/Other 45%
Stevenson Tommy/Travel reimbursement costs <i>Comp. Rate: \$0.56 per mile</i>		119			General 55%/Other 45%
Wiggins Wendy C../Consultant travel reimbursement cost <i>Comp. Rate: \$314.76 avg cost per trip</i>		630			General 55%/Other 45%
Yvette McKinney/Consultant travel reimbursement cost <i>Comp. Rate: \$778.98 per trip</i>		779	5,000	5,000	General 55%/Other 45%
Yvette McKinney/Consultant travel reimbursement cost <i>Comp. Rate: \$738.53 per trip</i>		739			General 55%/Other 45%
Yvette McKinney/Consultant travel reimbursement cost <i>Comp. Rate: \$476.98 per trip</i>		477			General 55%/Other 45%
Yvette McKinney/Consultant travel reimbursement cost <i>Comp. Rate: \$435.06 per trip</i>		435			General 55%/Other 45%
Yvette McKinney/Travel reimbursement costs					

FEES, PROFESSIONAL AND OTHER SERVICES

Mississippi Valley State University (266-00)

Name of Agency					
TYPE OF FEE AND NAME OF VENDOR	Retired w/ PERS	(1) Actual Expenses FY Ending June 30, 2015	(2) Estimated Expenses FY Ending June 30, 2016	(3) Requested Expenses FY Ending June 30, 2017	Fund Source
<i>Comp. Rate: \$0.56 avg cost per mile</i>		446			General 55%/Other 45%
Total 5780 Consultant Expense Reimbursement		32,709	40,000	40,000	
5790 Other Professional Fees & Services					
Abu-Salah Khairy/Soccer Official					General
<i>Comp. Rate: \$140 per game</i>					55%/Other 45%
		140			
Abu-Salah Khairy/Soccer Official					General
<i>Comp. Rate: \$140 per game</i>					55%/Other 45%
		140			
Academic Technologies Inc/Equipment installation					General
<i>Comp. Rate: \$85 per hour</i>					55%/Other 45%
		170	500	500	
Adams Jonathan/Baseball official					General
<i>Comp. Rate: \$300 per game</i>					55%/Other 45%
		600			
Adams Martin L./Football Official					General
<i>Comp. Rate: \$825 per game</i>					55%/Other 45%
		825			
Adcock Barry W./Baseball official					General
<i>Comp. Rate: \$300 per game</i>					55%/Other 45%
		300			
Adcock Barry W./Baseball official					General
<i>Comp. Rate: \$300 per game</i>					55%/Other 45%
		300			
Ajayi Tunji S./Soccer Official					General
<i>Comp. Rate: \$200 per game</i>					55%/Other 45%
		200			
All Star Basketball/BPI Backboard Service & NCAA Rim Teting					General
<i>Comp. Rate: 347.50 per basketball team</i>					55%/Other 45%
		695			
Allmond John Thomas./Football Official					General
<i>Comp. Rate: \$50 per scrimmage game</i>					55%/Other 45%
		50			
Allmond John Thomas./Football Official					General
<i>Comp. Rate: \$50 per scrimmage game</i>					55%/Other 45%
		50			
Ashley Raymond/Soccer Official					General
<i>Comp. Rate: \$140 per game</i>					55%/Other 45%
		140			

FEES, PROFESSIONAL AND OTHER SERVICES

Mississippi Valley State University (266-00)

Name of Agency

TYPE OF FEE AND NAME OF VENDOR	Retired w/ PERS	(1) Actual Expenses FY Ending June 30, 2015	(2) Estimated Expenses FY Ending June 30, 2016	(3) Requested Expenses FY Ending June 30, 2017	Fund Source
Azore Thaddeus/Football Official <i>Comp. Rate: \$825 per game</i>		825			General 55%/Other 45%
Bailey Shereen/Volleyball Official <i>Comp. Rate: \$200 per game</i>		200			General 55%/Other 45%
Bailey Shereen/Volleyball Official <i>Comp. Rate: \$85 per game</i>		85			General 55%/Other 45%
Baker Eric/Women's Basketball Official <i>Comp. Rate: \$850 per game</i>		850			General 55%/Other 45%
Bemis Nathan/Men's Basketball Official <i>Comp. Rate: \$850 per game</i>		850			General 55%/Other 45%
Billy Owens Consulting/Year-End Financial Consulting <i>Comp. Rate: \$250 per hour</i>		20,000	20,000	20,000	General 55%/Other 45%
Blake Jerome/Basketball Announcer <i>Comp. Rate: \$118.75 avg cost per game</i>		1,425			General 55%/Other 45%
Blake Jerome/Football PCA Announcer <i>Comp. Rate: \$100 per game</i>		500			General 55%/Other 45%
Blake Jerome/Volleyball Announcer <i>Comp. Rate: \$50 per game</i>		450	1,000	1,000	General 55%/Other 45%
Bluntson Eric D./Football Official <i>Comp. Rate: \$825 per game</i>		825			General 55%/Other 45%
BMI/Broadcasting services <i>Comp. Rate: \$68.52 per month</i>		822	900	900	General 55%/Other 45%
Boger Trawick/Football Official <i>Comp. Rate: \$725 per game</i>		725			General 55%/Other 45%
Boitmann Kevin G./Football Official <i>Comp. Rate: \$825 per game</i>		825			General 55%/Other 45%
Booker Christopher/Baseball official					

FEES, PROFESSIONAL AND OTHER SERVICES

Mississippi Valley State University (266-00)

Name of Agency

TYPE OF FEE AND NAME OF VENDOR	Retired w/ PERS	(1) Actual Expenses FY Ending June 30, 2015	(2) Estimated Expenses FY Ending June 30, 2016	(3) Requested Expenses FY Ending June 30, 2017	Fund Source
<i>Comp. Rate: \$233.33 per game</i>		700			General 55%/Other 45%
Booker Wes/Football Official <i>Comp. Rate: \$825 per game</i>		825			General 55%/Other 45%
Booker-Parks Betty/Volleyball Official <i>Comp. Rate: \$200 per game</i>		200			General 55%/Other 45%
Booker-Parks Betty/Women's Basketball Official <i>Comp. Rate: \$850 per game</i>		850			General 55%/Other 45%
Booth George S./Baseball official <i>Comp. Rate: \$300 per game</i>		300			General 55%/Other 45%
Bouchillon Danny/Baseball official <i>Comp. Rate: \$300 per game</i>		300			General 55%/Other 45%
Bourn Clarence/Softball Official <i>Comp. Rate: \$150 per game</i>		450			General 55%/Other 45%
Boyd III James/Football Official <i>Comp. Rate: \$725 per game</i>		725			General 55%/Other 45%
Braggs Hassiba/Men's Basketball Official <i>Comp. Rate: \$850 per game</i>		850			General 55%/Other 45%
Branch Glen/Football Official <i>Comp. Rate: \$825 per game</i>		825			General 55%/Other 45%
Breakfield Vernon/Football Official <i>Comp. Rate: \$825 per game</i>		825			General 55%/Other 45%
Breland Matt/Soccer Official <i>Comp. Rate: \$140 per game</i>		140			General 55%/Other 45%
Breland Matt/Soccer Official <i>Comp. Rate: \$140 per game</i>		140			General 55%/Other 45%
Breland Matt/Soccer Official <i>Comp. Rate: \$200 per game</i>		200			General 55%/Other 45%

FEES, PROFESSIONAL AND OTHER SERVICES

Mississippi Valley State University (266-00)

Name of Agency

TYPE OF FEE AND NAME OF VENDOR	Retired w/ PERS	(1) Actual Expenses FY Ending June 30, 2015	(2) Estimated Expenses FY Ending June 30, 2016	(3) Requested Expenses FY Ending June 30, 2017	Fund Source
Breland Matt/Soccer Official <i>Comp. Rate: \$200 per game</i>		200			General 55%/Other 45%
Brittain Challise B../Volleyball Bookkeeper <i>Comp. Rate: \$50 per game</i>		50			General 55%/Other 45%
Brittain Challise B../Volleyball Official <i>Comp. Rate: \$50 per game</i>		50			General 55%/Other 45%
Brittain Challise B../Volleyball Official <i>Comp. Rate: \$50 per game</i>		50			General 55%/Other 45%
Brittain Challise B../Volleyball Official <i>Comp. Rate: \$50 per game</i>		50			General 55%/Other 45%
Brittain Challise B../Volleyball Official <i>Comp. Rate: \$50 per game</i>		50			General 55%/Other 45%
Brittain Challise B../Volleyball Official <i>Comp. Rate: \$50 per game</i>		50			General 55%/Other 45%
Broussard Hemen/Softball Official <i>Comp. Rate: \$150 per game</i>		450			General 55%/Other 45%
Broussard Hemen/Softball Official <i>Comp. Rate: \$225 per game</i>		225			General 55%/Other 45%
Buchanna Gregory/Football Official <i>Comp. Rate: \$50 per scrimmage game</i>		50			General 55%/Other 45%
Burl Herb/Women's Basketball Official <i>Comp. Rate: \$750 per game</i>		750			General 55%/Other 45%
Burl Herb/Women's Basketball Official <i>Comp. Rate: \$750 per game</i>		750			General 55%/Other 45%
Camara Al/Soccer Official <i>Comp. Rate: \$140 per game</i>		140			General 55%/Other 45%
Camelot Charter & Tours/Transportation service					

FEES, PROFESSIONAL AND OTHER SERVICES

Mississippi Valley State University (266-00)

Name of Agency

TYPE OF FEE AND NAME OF VENDOR	Retired w/ PERS	(1) Actual Expenses FY Ending June 30, 2015	(2) Estimated Expenses FY Ending June 30, 2016	(3) Requested Expenses FY Ending June 30, 2017	Fund Source
<i>Comp. Rate: \$2850 per trip</i>		2,850	3,000	3,000	General 55%/Other 45%
Carlyn Photography/Editorial Photography <i>Comp. Rate: \$15000 per job</i>		1,500	2,000	2,000	General 55%/Other 45%
Carson Kenneth/Women's Basketball Official <i>Comp. Rate: \$700 per game</i>		700			General 55%/Other 45%
Carson Kenneth/Women's Basketball Official <i>Comp. Rate: \$700 per game</i>		700			General 55%/Other 45%
Cheek Tracy/Baseball official <i>Comp. Rate: \$233.33 avg cost per game</i>		700			General 55%/Other 45%
Cheek Tracy/Baseball official <i>Comp. Rate: \$233.33 per game</i>		700			General 55%/Other 45%
Clark Brad/Baseball official <i>Comp. Rate: \$233.33 per game</i>		700			General 55%/Other 45%
Clark Fence and Awning Co/Fence installation <i>Comp. Rate: \$33000 per job</i>		33,000			General 55%/Other 45%
Clark Fence and Awning Co/Fence installation <i>Comp. Rate: \$33718 per job</i>		3,718			General 55%/Other 45%
Clark Fence and Awning Co/Fence installation <i>Comp. Rate: \$13.11 per foot</i>		4,984			General 55%/Other 45%
Clark Fence and Awning/Fence installation <i>Comp. Rate: \$1431 per job</i>		1,431	42,000	42,000	General 55%/Other 45%
Clark Michael Shuntrell./Shot Clock Operator <i>Comp. Rate: \$35.68 avg cost per game</i>		393			General 55%/Other 45%
Clayton Randy/Baseball official <i>Comp. Rate: \$300 per game</i>		300			General 55%/Other 45%
Cole Homer L./DJ for 2014 Homecoming Battle of DJs <i>Comp. Rate: \$300 per event</i>		250			General 55%/Other 45%

FEES, PROFESSIONAL AND OTHER SERVICES

Mississippi Valley State University (266-00)

Name of Agency					
TYPE OF FEE AND NAME OF VENDOR	Retired w/ PERS	(1) Actual Expenses FY Ending June 30, 2015	(2) Estimated Expenses FY Ending June 30, 2016	(3) Requested Expenses FY Ending June 30, 2017	Fund Source
Cole Homer L./DJ for Fall 2014 High School Day <i>Comp. Rate: \$250 per event</i>		300	1,000	1,000	General 55%/Other 45%
Cole Homer L./SGA Gala DJ <i>Comp. Rate: \$300 per event</i>		300			General 55%/Other 45%
Coleman Demario/Shot Clock Operator <i>Comp. Rate: \$32.50 avg cost per game</i>		423			General 55%/Other 45%
Cooper Jason/Football Official <i>Comp. Rate: \$725 per game</i>		725			General 55%/Other 45%
Copeland III Cecil/Football Official <i>Comp. Rate: \$825 per game</i>		825			General 55%/Other 45%
Cotten Jetaun/Volleyball Official <i>Comp. Rate: \$85 per game</i>		85			General 55%/Other 45%
Curry Allen/Men's Basketball Official <i>Comp. Rate: \$425 per game</i>		425			General 55%/Other 45%
Cypress Information Technology/IT Consultant <i>Comp. Rate: \$1500 per month</i>		9,000	12,000	12,000	General 55%/Other 45%
D & T Design/Cut & framed posters <i>Comp. Rate: \$41.75 each</i>		251			General 55%/Other 45%
D & T Design/Cut & framed posters <i>Comp. Rate: \$108.07 each</i>		216			General 55%/Other 45%
Davis Kelly/Men's Basketball Official <i>Comp. Rate: \$850 per game</i>		850			General 55%/Other 45%
Davis Melanie/Women's Basketball Official <i>Comp. Rate: \$850 per game</i>		850			General 55%/Other 45%
Davis Melanie/Women's Basketball Official <i>Comp. Rate: \$850 per game</i>		850			General 55%/Other 45%
Deavers Jr. Bobby E../Women's Basketball Official					

FEES, PROFESSIONAL AND OTHER SERVICES

Mississippi Valley State University (266-00)

Name of Agency

TYPE OF FEE AND NAME OF VENDOR	Retired w/ PERS	(1) Actual Expenses FY Ending June 30, 2015	(2) Estimated Expenses FY Ending June 30, 2016	(3) Requested Expenses FY Ending June 30, 2017	Fund Source
<i>Comp. Rate: \$750 per game</i>		750			General 55%/Other 45%
Deckard Darren/Football Official <i>Comp. Rate: \$825 per game</i>		825			General 55%/Other 45%
Delaney Quentin A./Football Chain Crew Worker <i>Comp. Rate: \$50 per game</i>		250			General 55%/Other 45%
Department of Finance & Adm/MMRS charges <i>Comp. Rate: \$1203.92 per quarter</i>		1,204	5,000	5,000	General 55%/Other 45%
Department of Finance & Adminsitration/MMRS charges <i>Comp. Rate: \$1203.92 per quarter</i>		1,204			General 55%/Other 45%
Department of Finance & Adminsitration/MMRS charges <i>Comp. Rate: \$1203.92 per quarter</i>		1,204			General 55%/Other 45%
Department of Finance & Adminsitration/MMRS charges <i>Comp. Rate: \$1203.92 per quarter</i>		1,204			General 55%/Other 45%
Diamond Design & Construction/Softball field renovation <i>Comp. Rate: \$25000 per job</i>		25,000	30,000	30,000	General 55%/Other 45%
Digital Assurance Certification/Centralized document repository <i>Comp. Rate: \$2000 annually</i>		2,000	4,000	4,000	General 55%/Other 45%
Dittmer Thomas/Football Photographer <i>Comp. Rate: \$100 per game</i>		100			General 55%/Other 45%
Earl Gordon Cnld but CI/Football Official <i>Comp. Rate: \$50 per scrimmage game</i>		50			General 55%/Other 45%
EDUCATION STRATEGY LLC/Cohort Spring 2015 <i>Comp. Rate: \$21072 per semester</i>		21,072			General 55%/Other 45%
EDUCATION STRATEGY LLC/Cohort Summer I <i>Comp. Rate: \$3105.90 per term</i>		3,106	60,000	60,000	General 55%/Other 45%
Education Strategy/Cohort Fall 2014 <i>Comp. Rate: \$29284.20 per semester</i>		29,284			General 55%/Other 45%

FEES, PROFESSIONAL AND OTHER SERVICES

Mississippi Valley State University (266-00)

Name of Agency					
TYPE OF FEE AND NAME OF VENDOR	Retired w/ PERS	(1) Actual Expenses FY Ending June 30, 2015	(2) Estimated Expenses FY Ending June 30, 2016	(3) Requested Expenses FY Ending June 30, 2017	Fund Source
Education Strategy/Cohort fee Summer II <i>Comp. Rate: \$2440.35 per term</i>		2,440			General 55%/Other 45%
Edwards Kathy Renia./Compliance Consultant <i>Comp. Rate: \$200 per day</i>		1,000			General 55%/Other 45%
Eley Clifton/Football Official <i>Comp. Rate: \$825 per game</i>		825			General 55%/Other 45%
Eley Clifton/Football Official <i>Comp. Rate: \$50 per scrimmage game</i>		50			General 55%/Other 45%
Eley Clifton/Football Official <i>Comp. Rate: \$50 per scrimmage game</i>		50			General 55%/Other 45%
Evans Patrick D./Men's Basketball Official <i>Comp. Rate: \$850 per game</i>		850			General 55%/Other 45%
Evans Patrick D./Men's Basketball Official <i>Comp. Rate: \$850 per game</i>		850			General 55%/Other 45%
Everett Derrick/Baseball official <i>Comp. Rate: \$300 per game</i>		300			General 55%/Other 45%
Farmer Tajmahal/Football Official <i>Comp. Rate: \$50 per scrimmage game</i>		50			General 55%/Other 45%
Fells Pamela/Volleyball Official <i>Comp. Rate: \$200 per game</i>		200			General 55%/Other 45%
Fells Pamela/Volleyball Official <i>Comp. Rate: \$200 per game</i>		200			General 55%/Other 45%
Fells Pamela/Volleyball Official <i>Comp. Rate: \$200 per game</i>		200			General 55%/Other 45%
Fells Pamela/Volleyball Official <i>Comp. Rate: \$200 per game</i>		200			General 55%/Other 45%
Fells Pamela/Women's Basketball Official					

FEES, PROFESSIONAL AND OTHER SERVICES

Mississippi Valley State University (266-00)

Name of Agency

TYPE OF FEE AND NAME OF VENDOR	Retired w/ PERS	(1) Actual Expenses FY Ending June 30, 2015	(2) Estimated Expenses FY Ending June 30, 2016	(3) Requested Expenses FY Ending June 30, 2017	Fund Source
<i>Comp. Rate: \$700 per game</i>		700			General 55%/Other 45%
Fells Pamela/Women's Basketball Official <i>Comp. Rate: \$700 per game</i>		700			General 55%/Other 45%
Ferguson Grease Service/Cleaning grease traps in cafeteria <i>Comp. Rate: \$250 per service</i>		500	1,000	1,000	General 55%/Other 45%
Folks Willie Brandon./Baseball official <i>Comp. Rate: \$233.33 per game</i>		700			General 55%/Other 45%
Forcier Jayme A./Summer Camp Counselor <i>Comp. Rate: \$333.33 per day</i>		100			General 55%/Other 45%
Friend Pervis/Football Chain Crew Worker <i>Comp. Rate: \$50 per game</i>		250			General 55%/Other 45%
Gallien Jules/Women's Basketball Official <i>Comp. Rate: \$850 per game</i>		850			General 55%/Other 45%
Gentry High Sch. Cnld b/Transported students <i>Comp. Rate: \$0.575 per mile</i>		60			General 55%/Other 45%
George Caroline/Basketball Statistician <i>Comp. Rate: \$85 per game</i>		85			General 55%/Other 45%
GHEC/Credit Hour Production <i>Comp. Rate: \$10 per credit hour</i>		6,090	12,000	12,000	General 55%/Other 45%
Gilchrist Ericka/Presenter's fee <i>Comp. Rate: \$1250 per training</i>		1,250	1,500	1,500	General 55%/Other 45%
Glass Robert/Set-up furniture for President's Home <i>Comp. Rate: \$675 per job</i>		675			General 55%/Other 45%
Goshay Eric/Baseball official <i>Comp. Rate: \$233.33 avg cost per game</i>		700			General 55%/Other 45%
Gray Eddie/Women's Basketball Official <i>Comp. Rate: \$700 per game</i>		700			General 55%/Other 45%

FEES, PROFESSIONAL AND OTHER SERVICES

Mississippi Valley State University (266-00)

Name of Agency

TYPE OF FEE AND NAME OF VENDOR	Retired w/ PERS	(1) Actual Expenses FY Ending June 30, 2015	(2) Estimated Expenses FY Ending June 30, 2016	(3) Requested Expenses FY Ending June 30, 2017	Fund Source
Green Charles/Football Official <i>Comp. Rate: \$825 per game</i>		825			General 55%/Other 45%
Green Landscape Service/Lanscaping services <i>Comp. Rate: \$4200 per job</i>		4,200	40,000	40,000	General 55%/Other 45%
Green Landscape Service/Lanscaping services <i>Comp. Rate: \$800 per job</i>		800			General 55%/Other 45%
Green Landscape Service/Lanscaping services <i>Comp. Rate: \$2500 per job</i>		2,500			General 55%/Other 45%
Green Landscape Service/Lanscaping services <i>Comp. Rate: \$668.57 per tree</i>		4,680			General 55%/Other 45%
Green Landscape Service/Lanscaping services <i>Comp. Rate: \$1165.71 per tree</i>		8,160			General 55%/Other 45%
Green Landscape Service/Lanscaping services <i>Comp. Rate: \$8600 per job</i>		8,600			General 55%/Other 45%
Green Landscape Service/Lanscaping services <i>Comp. Rate: \$8000 per job</i>		8,000			General 55%/Other 45%
Green Landscape Service/Lanscaping services <i>Comp. Rate: \$1600 per job</i>		1,600			General 55%/Other 45%
Greenville Higher Education Center/Credit Hour Production <i>Comp. Rate: \$10 per credit hour</i>		4,620	30,000	30,000	General 55%/Other 45%
Greenwood Leflore Hospital/Athletic Trainer <i>Comp. Rate: \$1588.75 per month</i>		1,589			General 55%/Other 45%
Greenwood Leflore Hospital/Athletic Trainer <i>Comp. Rate: \$1588.75 per month</i>		1,589			General 55%/Other 45%
Greenwood Leflore Hospital/Athletic Trainer <i>Comp. Rate: \$2383.13 per month</i>		2,383			General 55%/Other 45%
Greenwood Leflore Hospital/Athletic Trainer					

FEES, PROFESSIONAL AND OTHER SERVICES

Mississippi Valley State University (266-00)

Name of Agency

TYPE OF FEE AND NAME OF VENDOR	Retired w/ PERS	(1) Actual Expenses FY Ending June 30, 2015	(2) Estimated Expenses FY Ending June 30, 2016	(3) Requested Expenses FY Ending June 30, 2017	Fund Source
<i>Comp. Rate: \$1588.75 per month</i>		1,589			General 55%/Other 45%
Greenwood Leflore Hospital/Athletic Trainer <i>Comp. Rate: \$2402.42 per month</i>		2,402			General 55%/Other 45%
Greer Chapel United Medthod/Mime Performance <i>Comp. Rate: \$150 per performance</i>		150			General 55%/Other 45%
Hall Howard/Women's Basketball Official <i>Comp. Rate: \$750 per game</i>		750			General 55%/Other 45%
Hampton Inn of Greenwood/Consultant travel cost <i>Comp. Rate: \$106.92 per night</i>		107			General 55%/Other 45%
Harris Deric/Baseball official <i>Comp. Rate: \$300 per game</i>		600			General 55%/Other 45%
Harris Jesse/Football Official <i>Comp. Rate: \$50 per scrimmage game</i>		50			General 55%/Other 45%
Harris Jesse/Football Official <i>Comp. Rate: \$50 per scrimmage game</i>		50			General 55%/Other 45%
Harris Matt/Baseball official <i>Comp. Rate: \$300 per game</i>		600			General 55%/Other 45%
Harris Ronnie J./Women's Basketball Official <i>Comp. Rate: \$850 per game</i>		850			General 55%/Other 45%
Harris Jr. Daniel/Baseball official <i>Comp. Rate: \$300 per game</i>		600			General 55%/Other 45%
Hayes Jeremy N./Baseball official <i>Comp. Rate: \$233.33 avg cost per game</i>		700			General 55%/Other 45%
Hayes Jeremy N./Baseball official <i>Comp. Rate: \$233.33 avg cost per game</i>		700			General 55%/Other 45%
Heatly John/Men's Basketball Official <i>Comp. Rate: \$850 per game</i>		850			General 55%/Other 45%

FEES, PROFESSIONAL AND OTHER SERVICES

Mississippi Valley State University (266-00)

Name of Agency

TYPE OF FEE AND NAME OF VENDOR	Retired w/ PERS	(1) Actual Expenses FY Ending June 30, 2015	(2) Estimated Expenses FY Ending June 30, 2016	(3) Requested Expenses FY Ending June 30, 2017	Fund Source
Heatly John/Men's Basketball Official <i>Comp. Rate: \$850 per game</i>		850			General 55%/Other 45%
Heatly John/Men's Basketball Official <i>Comp. Rate: \$850 per game</i>		850			General 55%/Other 45%
Heidenreich Michael/Soccer Official <i>Comp. Rate: \$140 per game</i>		140			General 55%/Other 45%
Higher One Inc./Refund Management <i>Comp. Rate: \$440.88 per month</i>		2,204			General 55%/Other 45%
Higher One Inc./Student Refund Transmissions <i>Comp. Rate: \$250 per month</i>		250	4,000	4,000	General 55%/Other 45%
Higher One Inc./Student Refund Transmissions <i>Comp. Rate: \$250 per month</i>		250			General 55%/Other 45%
Higher One Inc./Student Refund Transmissions <i>Comp. Rate: \$250 per month</i>		250			General 55%/Other 45%
Higher One Inc./Student Refund Transmissions <i>Comp. Rate: \$250 per month</i>		250			General 55%/Other 45%
Higher One Inc./Student Refund Transmissions <i>Comp. Rate: \$250 per month</i>		250			General 55%/Other 45%
Horn Raymond/Football Official <i>Comp. Rate: \$825 per game</i>		825			General 55%/Other 45%
Hudson Don/Men's Basketball Official <i>Comp. Rate: \$850 per game</i>		850			General 55%/Other 45%
Humbers Danny/Volleyball Official <i>Comp. Rate: \$200 per game</i>		200			General 55%/Other 45%
Humbers Danny/Volleyball Official <i>Comp. Rate: \$200 per game</i>		200			General 55%/Other 45%
Information Technology Services/Consulting					

FEES, PROFESSIONAL AND OTHER SERVICES

Mississippi Valley State University (266-00)

Name of Agency

TYPE OF FEE AND NAME OF VENDOR	Retired w/ PERS	(1) Actual Expenses FY Ending June 30, 2015	(2) Estimated Expenses FY Ending June 30, 2016	(3) Requested Expenses FY Ending June 30, 2017	Fund Source
<i>Comp. Rate: \$77.50 avg rate per hour</i>		206			General 55%/Other 45%
Information Technology Services/Consulting <i>Comp. Rate: \$77.50 avg rate per hour</i>		2,734			General 55%/Other 45%
Information Technology Services/Consulting services <i>Comp. Rate: \$77.50 avg rate per hour</i>		440			General 55%/Other 45%
Information Technology Services/Oracle consultant <i>Comp. Rate: \$80 per hour</i>		1,560			General 55%/Other 45%
Information Technology Services/Statewide Backbone Fund <i>Comp. Rate: \$241.05 per allocation</i>		241			General 55%/Other 45%
Information Technology Services/Statewide Backbone Fund <i>Comp. Rate: \$1217.32 avg cost per month</i>		3,652	10,000	10,000	General 55%/Other 45%
Interface Security Systems/Security monitoring services <i>Comp. Rate: \$497.40 annually</i>		497	1,500	1,500	General 55%/Other 45%
Interface Security Systems/Security monitoring services <i>Comp. Rate: \$48.06 annually per allocation</i>		48			General 55%/Other 45%
Interface Security Systems/Security monitoring services <i>Comp. Rate: \$481.57 annually per allocation</i>		482			General 55%/Other 45%
Jackson Iesha L./WIST Conference Speaker <i>Comp. Rate: \$350 per event</i>		350			General 55%/Other 45%
Jackson Quentin/Men's Basketball Official <i>Comp. Rate: \$425 per game</i>		425			General 55%/Other 45%
Jackson Quentin/Men's Basketball Official <i>Comp. Rate: \$750 per game</i>		750			General 55%/Other 45%
James Self Inc dba JSI/Test fiber and CATV <i>Comp. Rate: \$50 per hour</i>		700			General 55%/Other 45%
Jerome Wilks/Re-upholster furniture <i>Comp. Rate: \$55 per chair</i>		330			General 55%/Other 45%

FEES, PROFESSIONAL AND OTHER SERVICES

Mississippi Valley State University (266-00)

Name of Agency

TYPE OF FEE AND NAME OF VENDOR	Retired w/ PERS	(1) Actual Expenses FY Ending June 30, 2015	(2) Estimated Expenses FY Ending June 30, 2016	(3) Requested Expenses FY Ending June 30, 2017	Fund Source
Jerome Wilks/Re-upholster furniture <i>Comp. Rate: \$486.67 avg cost each</i>		1,460			General 55%/Other 45%
Jerome Wilks/Re-upholster pillows <i>Comp. Rate: \$46.67 avg per pillow</i>		420			General 55%/Other 45%
Johnson Anthony/Football Official <i>Comp. Rate: \$825 per game</i>		825			General 55%/Other 45%
Johnson Issac/Women's Basketball Official <i>Comp. Rate: \$750 per game</i>		750			General 55%/Other 45%
Jones Chuck/Men's Basketball Official <i>Comp. Rate: \$850 per game</i>		850			General 55%/Other 45%
Jones Signs/Digital Sinage <i>Comp. Rate: \$2050 per sign</i>		26,650	30,000	30,000	General 55%/Other 45%
Jones Stanford/Volleyball Official <i>Comp. Rate: \$200 per game</i>		200			General 55%/Other 45%
Jordan Janice R./Women's Basketball Official <i>Comp. Rate: \$850 per game</i>		850			General 55%/Other 45%
Jordan Janice R./Women's Basketball Official <i>Comp. Rate: \$850 per game</i>		850			General 55%/Other 45%
Jordan Janice R./Women's Basketball Official <i>Comp. Rate: \$850 per game</i>		850			General 55%/Other 45%
Julius JR. T.C./Volleyball Official <i>Comp. Rate: \$85 per game</i>		85			General 55%/Other 45%
Julius JR. T.C./Volleyball Official <i>Comp. Rate: \$85 per game</i>		85			General 55%/Other 45%
Kelley Eddie/Football Official <i>Comp. Rate: \$825 per game</i>		825			General 55%/Other 45%
Kidd LaShonda/Volleyball Official					

FEES, PROFESSIONAL AND OTHER SERVICES

Mississippi Valley State University (266-00)

Name of Agency

TYPE OF FEE AND NAME OF VENDOR	Retired w/ PERS	(1) Actual Expenses FY Ending June 30, 2015	(2) Estimated Expenses FY Ending June 30, 2016	(3) Requested Expenses FY Ending June 30, 2017	Fund Source
<i>Comp. Rate: \$200 per game</i>		200			General 55%/Other 45%
Kidd LaShonda/Volleyball Official <i>Comp. Rate: \$200 per game</i>		200			General 55%/Other 45%
Kidd LaShonda/Volleyball Official <i>Comp. Rate: \$200 per game</i>		200			General 55%/Other 45%
Kidd LaShonda/Volleyball Official <i>Comp. Rate: \$200 per game</i>		200			General 55%/Other 45%
Kidd LaShonda/Women's Basketball Official <i>Comp. Rate: \$850 per game</i>		850			General 55%/Other 45%
Kidd LaShonda/Women's Basketball Official <i>Comp. Rate: \$850 per game</i>		850			General 55%/Other 45%
Kidd LaShonda/Women's Basketball Official <i>Comp. Rate: \$850 per game</i>		850			General 55%/Other 45%
King Chris/Men's Basketball Official <i>Comp. Rate: \$850 per game</i>		850			General 55%/Other 45%
Kirkendoff Howard/Softball Official <i>Comp. Rate: \$150 per game</i>		450			General 55%/Other 45%
Knight Twan/Football Official <i>Comp. Rate: \$825 per game</i>		825			General 55%/Other 45%
Koch Eric/Women's Basketball Official <i>Comp. Rate: \$850 per game</i>		850			General 55%/Other 45%
Krajcir Vincent R./Baseball official <i>Comp. Rate: \$233.33 avg cost per game</i>		700			General 55%/Other 45%
Lamar Terrance/Football Official <i>Comp. Rate: \$725 per game</i>		725			General 55%/Other 45%
Lane Craig/Men's Basketball Official <i>Comp. Rate: \$850 per game</i>		850			General 55%/Other 45%

FEES, PROFESSIONAL AND OTHER SERVICES

Mississippi Valley State University (266-00)

Name of Agency

TYPE OF FEE AND NAME OF VENDOR	Retired w/ PERS	(1) Actual Expenses FY Ending June 30, 2015	(2) Estimated Expenses FY Ending June 30, 2016	(3) Requested Expenses FY Ending June 30, 2017	Fund Source
Leach Artelia/Score Book Operator <i>Comp. Rate: \$40 per game</i>		40			General 55%/Other 45%
Lee Curtis/Football Security Services <i>Comp. Rate: \$100 per game</i>		100			General 55%/Other 45%
Lee Curtis/Football Security Services <i>Comp. Rate: \$100 per game</i>		100			General 55%/Other 45%
Lee Tree Service/Cut trees over powerline <i>Comp. Rate: \$150 per tree</i>		2,250	5,000	5,000	General 55%/Other 45%
Lewis Mike/Women's Basketball Official <i>Comp. Rate: \$750 per game</i>		750			General 55%/Other 45%
Lewis Yvonda/Football Official <i>Comp. Rate: \$825 per game</i>		825			General 55%/Other 45%
Lilo Epati/Volleyball Official <i>Comp. Rate: \$200 per game</i>		200			General 55%/Other 45%
Lo Andy/Photographer <i>Comp. Rate: \$250 per event</i>		500			General 55%/Other 45%
Lo Andy/Photographer <i>Comp. Rate: \$85 per game</i>		85			General 55%/Other 45%
Lo Andy/Photographer <i>Comp. Rate: \$85 per game</i>		85			General 55%/Other 45%
Lo Andy/Photographer <i>Comp. Rate: \$85 per game</i>		85			General 55%/Other 45%
Lo Andy/Photographer <i>Comp. Rate: \$85 per game</i>		170			General 55%/Other 45%
Lo Andy/Photographer <i>Comp. Rate: \$85 per game</i>		85			General 55%/Other 45%
Locus Benedictus/Catering Services					

FEES, PROFESSIONAL AND OTHER SERVICES

Mississippi Valley State University (266-00)

Name of Agency

TYPE OF FEE AND NAME OF VENDOR	Retired w/ PERS	(1) Actual Expenses FY Ending June 30, 2015	(2) Estimated Expenses FY Ending June 30, 2016	(3) Requested Expenses FY Ending June 30, 2017	Fund Source
<i>Comp. Rate: \$59.99 each</i>		120			General 55%/Other 45%
Locus Benedictus/Catering Services <i>Comp. Rate: \$192.25 avg cost per day</i>		385			General 55%/Other 45%
Lodging -Kathy Renia Edwards/Consultant reimbursement cost <i>Comp. Rate: \$53 per night</i>		212			General 55%/Other 45%
Long Anthony/2014 Homecoming Comedy Show <i>Comp. Rate: \$1500 per hour of performance</i>		3,500	5,000	5,000	General 55%/Other 45%
Lorman Education Service/Webinar <i>Comp. Rate: \$219 per webinar</i>		219			General 55%/Other 45%
Lowe Cynthia D./Volleyball Official <i>Comp. Rate: \$85 per game</i>		85			General 55%/Other 45%
Lowe Cynthia D./Volleyball Official <i>Comp. Rate: \$85 per game</i>		85			General 55%/Other 45%
Lowe Cynthia D./Volleyball Official <i>Comp. Rate: \$85 per game</i>		85			General 55%/Other 45%
Lowe Cynthia D./Volleyball Official <i>Comp. Rate: \$85 per game</i>		85			General 55%/Other 45%
Lyles Catherine J./Soccer Official <i>Comp. Rate: \$140 per game</i>		140			General 55%/Other 45%
Lyrasis/Professional Services Training <i>Comp. Rate: \$245 per training</i>		980			General 55%/Other 45%
Malone Winthrop Fred./Honorarium/Guest Speaker <i>Comp. Rate: \$1000 per event</i>		1,000			General 55%/Other 45%
Manley Durwood/Football Official <i>Comp. Rate: \$825 per game</i>		825			General 55%/Other 45%
Marcus Hawkins dba/Delta Si/Marquee replacement <i>Comp. Rate: \$1730 per marquee</i>		1,730	2,500	2,500	General 55%/Other 45%

FEES, PROFESSIONAL AND OTHER SERVICES

Mississippi Valley State University (266-00)

Name of Agency					
TYPE OF FEE AND NAME OF VENDOR	Retired w/ PERS	(1) Actual Expenses FY Ending June 30, 2015	(2) Estimated Expenses FY Ending June 30, 2016	(3) Requested Expenses FY Ending June 30, 2017	Fund Source
McCullum George/Football Official <i>Comp. Rate: \$825 per game</i>		825			General 55%/Other 45%
McEachan Marty/Men's Basketball Official <i>Comp. Rate: \$850 per game</i>		850			General 55%/Other 45%
McLaurin Willie/Football Official <i>Comp. Rate: \$825 per game</i>		825			General 55%/Other 45%
McWright LeShaun/Football Security Services <i>Comp. Rate: \$100 per game</i>		100			General 55%/Other 45%
MedState EMS Inc./Medical Services <i>Comp. Rate: \$100 per hour</i>		500			General 55%/Other 45%
Miller Building and Remodeling/Installation of prefabricated <i>Comp. Rate: \$6725 per building</i>		6,725	40,000	40,000	General 55%/Other 45%
Miller Building and Remodeling/Installation of prefabricated <i>Comp. Rate: \$30125 per building</i>		30,125			General 55%/Other 45%
Mississippi 811/Service fee <i>Comp. Rate: \$37.25 per month</i>		74	800	800	General 55%/Other 45%
Mississippi Institutions of Higher Learning/Media Training <i>Comp. Rate: \$300 per person</i>		600	35,000	35,000	General 55%/Other 45%
Mississippi Institutions of Higher Learning/Sightline training -Set up <i>Comp. Rate: \$16321.52 per annual allocation</i>		16,322			General 55%/Other 45%
Mississippi Institutions of Higher Learning/Sightlines annual fees <i>Comp. Rate: \$13476 annually</i>		13,476			General 55%/Other 45%
Mississippi Institutions of Higher Learning/Website access <i>Comp. Rate: \$2500 annually</i>		2,500			General 55%/Other 45%
Mississippi Institutions of Higher Learning/Website/System <i>Comp. Rate: \$500 per allocation</i>		500			General 55%/Other 45%
Mississippi Public Broadcasting/Video conference courses					

FEES, PROFESSIONAL AND OTHER SERVICES

Mississippi Valley State University (266-00)

Name of Agency

TYPE OF FEE AND NAME OF VENDOR	Retired w/ PERS	(1) Actual Expenses FY Ending June 30, 2015	(2) Estimated Expenses FY Ending June 30, 2016	(3) Requested Expenses FY Ending June 30, 2017	Fund Source
<i>Comp. Rate: \$3900 per semester</i>		3,900	4,000	4,000	General 55%/Other 45%
Mississippi Rural Water Association/2014 CCR Report in Digital <i>Comp. Rate: \$85 each</i>		85	150	150	General 55%/Other 45%
Mississippi State Dept of Health/Annual Water Quality Analysis Fee <i>Comp. Rate: \$2.80 per connection</i>		2,386	6,000	6,000	General 55%/Other 45%
Mississippi State Dept of Health/Inspected University Boilers <i>Comp. Rate: \$29.46 avg cost per boiler</i>		2,180			General 55%/Other 45%
Mitchell Kevin/Football Official <i>Comp. Rate: \$825 per game</i>		825			General 55%/Other 45%
Mitchell Signs/Installation of banners <i>Comp. Rate: \$3950 per banner</i>		31,600	40,000	40,000	General 55%/Other 45%
Mitchell Signs/Installed banner <i>Comp. Rate: \$7687 per banner</i>		7,305			General 55%/Other 45%
Mofidi Hossein/Soccer Official <i>Comp. Rate: \$200 per game</i>		200			General 55%/Other 45%
Monger Marcus/Volleyball Official <i>Comp. Rate: \$85 per game</i>		85			General 55%/Other 45%
Montgomery Randall/Baseball official <i>Comp. Rate: \$300 per game</i>		600			General 55%/Other 45%
Moore Triston D./DJ for Valentine Party <i>Comp. Rate: \$225 per event</i>		225			General 55%/Other 45%
Morris Isaac L./Football Security Services <i>Comp. Rate: \$100 per game</i>		100			General 55%/Other 45%
Morris Isaac L./Football Security Services <i>Comp. Rate: \$100 per game</i>		100			General 55%/Other 45%
Morris Mario L./Football Chain Crew Worker <i>Comp. Rate: \$50 per game</i>		250			General 55%/Other 45%

FEES, PROFESSIONAL AND OTHER SERVICES

Mississippi Valley State University (266-00)

Name of Agency

TYPE OF FEE AND NAME OF VENDOR	Retired w/ PERS	(1) Actual Expenses FY Ending June 30, 2015	(2) Estimated Expenses FY Ending June 30, 2016	(3) Requested Expenses FY Ending June 30, 2017	Fund Source
Myers III Yewston N../Football Official <i>Comp. Rate: \$725 per game</i>		725			General 55%/Other 45%
Nelson Ivory V../Consulting fee <i>Comp. Rate: \$2000 per semester</i>		2,000			General 55%/Other 45%
Nixon Henry/Volleyball Official <i>Comp. Rate: \$85 per game</i>		85			General 55%/Other 45%
Norwood Randall/Men's Basketball Official <i>Comp. Rate: \$425 per game</i>		425			General 55%/Other 45%
Nu Era Pest Control/Emergency pest control services <i>Comp. Rate: \$100 per service</i>		100			General 55%/Other 45%
Nu Era Pest Control/Honey Bee Control Service <i>Comp. Rate: \$150 per job</i>		150			General 55%/Other 45%
Nu Era Pest Control/Honey Bee Control Service <i>Comp. Rate: \$175 per job</i>		175			General 55%/Other 45%
Nu Era Pest Control/Honey Bee Treatment <i>Comp. Rate: \$300 per visit</i>		600			General 55%/Other 45%
Nu Era Pest Control/Honey Bee Treatment <i>Comp. Rate: \$300 per visit</i>		600			General 55%/Other 45%
Nu Era Pest Control/Mosquito control services <i>Comp. Rate: \$5000 per service</i>		5,000	35,000	35,000	General 55%/Other 45%
Nu Era Pest Control/Pest control services <i>Comp. Rate: \$1557 per month</i>		1,557			General 55%/Other 45%
Nu Era Pest Control/Pest control services <i>Comp. Rate: \$1557 per month</i>		1,557			General 55%/Other 45%
Nu Era Pest Control/Pest control services <i>Comp. Rate: \$1557 per month</i>		1,557			General 55%/Other 45%
Nu Era Pest Control/Pest control services					General 55%/Other 45%

FEES, PROFESSIONAL AND OTHER SERVICES

Mississippi Valley State University (266-00)

Name of Agency

TYPE OF FEE AND NAME OF VENDOR	Retired w/ PERS	(1) Actual Expenses FY Ending June 30, 2015	(2) Estimated Expenses FY Ending June 30, 2016	(3) Requested Expenses FY Ending June 30, 2017	Fund Source
<i>Comp. Rate: \$1557 per month</i>		1,557			General 55%/Other 45%
Nu Era Pest Control/Pest control services <i>Comp. Rate: \$1557 per month</i>		1,557			General 55%/Other 45%
Nu Era Pest Control/Pest control services <i>Comp. Rate: \$1557 per month</i>		1,557			General 55%/Other 45%
Nu Era Pest Control/Pest control services <i>Comp. Rate: \$1557 per month</i>		1,557			General 55%/Other 45%
Nu Era Pest Control/Pest control services <i>Comp. Rate: \$2100 per treatment</i>		2,100			General 55%/Other 45%
Nu Era Pest Control/Pest control services <i>Comp. Rate: \$1557 per month</i>		1,557			General 55%/Other 45%
Nu Era Pest Control/Pest control services <i>Comp. Rate: \$1557 per month</i>		1,557			General 55%/Other 45%
Nu Era Pest Control/Pest control services <i>Comp. Rate: \$75 per trap</i>		300			General 55%/Other 45%
Nu Era Pest Control/Pest control services <i>Comp. Rate: \$1557 per month</i>		1,557			General 55%/Other 45%
Nu Era Pest Control/Pest control services <i>Comp. Rate: \$1557 per month</i>		1,557			General 55%/Other 45%
Nu Era Pest Control/Pest control services <i>Comp. Rate: 250 per service</i>		250			General 55%/Other 45%
Nu Era Pest Control/Pest control services <i>Comp. Rate: \$1557 per month</i>		1,557			General 55%/Other 45%
Nu Era Pest Control/Skunk Trap <i>Comp. Rate: \$70 per trap</i>		70			General 55%/Other 45%
Oatis Rex A./Video Recorder <i>Comp. Rate: \$500 per event</i>		500			General 55%/Other 45%

FEES, PROFESSIONAL AND OTHER SERVICES

Mississippi Valley State University (266-00)

Name of Agency

TYPE OF FEE AND NAME OF VENDOR	Retired w/ PERS	(1) Actual Expenses FY Ending June 30, 2015	(2) Estimated Expenses FY Ending June 30, 2016	(3) Requested Expenses FY Ending June 30, 2017	Fund Source
Owens Charles/Football Official <i>Comp. Rate: \$725 per game</i>		725			General 55%/Other 45%
Papp Eric/Presenter's fee <i>Comp. Rate: \$1809.60 per training</i>		1,810	8,000	8,000	General 55%/Other 45%
Papp Eric/Workshop Presenter <i>Comp. Rate: \$5000 per day</i>		5,000			General 55%/Other 45%
PCCD- IN *GERALD SNIDER BAS/Basketball recruiting service <i>Comp. Rate: \$355 annually</i>		355			General 55%/Other 45%
PCCD-Ashley's Rug World Gre/Carpet installation <i>Comp. Rate: \$3315 per building</i>		3,315	4,000	4,000	General 55%/Other 45%
PCCD-Leflore Steel of Green/Installed sign frame <i>Comp. Rate: \$65 per feet</i>		748			General 55%/Other 45%
Perkins Anthony/Baseball official <i>Comp. Rate: \$300 per game</i>		600			General 55%/Other 45%
Perkins Anthony/Baseball official <i>Comp. Rate: \$300 per game</i>		300			General 55%/Other 45%
Perkins Anthony/Baseball official <i>Comp. Rate: \$300 per game</i>		300			General 55%/Other 45%
Perry Brian/Football Official <i>Comp. Rate: \$725 per game</i>		725			General 55%/Other 45%
Perry Brian/Football Official <i>Comp. Rate: \$725 per game</i>		725			General 55%/Other 45%
Pettigrew Marques/Men's Basketball Official <i>Comp. Rate: \$850 per game</i>		850			General 55%/Other 45%
Pheal Earnie/Men's Basketball Official <i>Comp. Rate: \$850 per game</i>		850			General 55%/Other 45%
Phillips Eric/Soccer Official					

FEES, PROFESSIONAL AND OTHER SERVICES

Mississippi Valley State University (266-00)

Name of Agency

TYPE OF FEE AND NAME OF VENDOR	Retired w/ PERS	(1) Actual Expenses FY Ending June 30, 2015	(2) Estimated Expenses FY Ending June 30, 2016	(3) Requested Expenses FY Ending June 30, 2017	Fund Source
<i>Comp. Rate: \$140 per game</i>		140			General 55%/Other 45%
Phillips Gregory/Baseball official <i>Comp. Rate: \$300 per game</i>		300			General 55%/Other 45%
Polk Tiakakata/Football Official <i>Comp. Rate: \$50 per scrimmage game</i>		50			General 55%/Other 45%
Potter Matt/Men's Basketball Official <i>Comp. Rate: \$850 per game</i>		850			General 55%/Other 45%
Powell Rickey L./Baseball official <i>Comp. Rate: \$233.33 per game</i>		700			General 55%/Other 45%
Prowell Michael/Football Official <i>Comp. Rate: \$825 per game</i>		825			General 55%/Other 45%
Purnell Henry/Football Security Services <i>Comp. Rate: \$100 per game</i>		100			General 55%/Other 45%
Purnell Henry/Football Security Services <i>Comp. Rate: \$100 per game</i>		100			General 55%/Other 45%
Ralph Smith Photography/Photographer <i>Comp. Rate: \$400 per event</i>		400			General 55%/Other 45%
Randle Fred/Football Security Services <i>Comp. Rate: \$100 per game</i>		100			General 55%/Other 45%
Randle Fred/Football Security Services <i>Comp. Rate: \$100 per game</i>		100			General 55%/Other 45%
Ransom Phenizee/Men's Basketball Official <i>Comp. Rate: \$850 per game</i>		850			General 55%/Other 45%
Reed Sherod Jerome./Football Security Services <i>Comp. Rate: \$100 per game</i>		100			General 55%/Other 45%
Reed Sherod Jerome./Softball Official <i>Comp. Rate: \$120 per game</i>		120			General 55%/Other 45%

FEES, PROFESSIONAL AND OTHER SERVICES

Mississippi Valley State University (266-00)

Name of Agency

TYPE OF FEE AND NAME OF VENDOR	Retired w/ PERS	(1) Actual Expenses FY Ending June 30, 2015	(2) Estimated Expenses FY Ending June 30, 2016	(3) Requested Expenses FY Ending June 30, 2017	Fund Source
Reed William O./Football Official <i>Comp. Rate: \$725 per game</i>		725			General 55%/Other 45%
Robertson Randy/Women's Basketball Official <i>Comp. Rate: \$750 per game</i>		750			General 55%/Other 45%
Robertson Randy/Women's Basketball Official <i>Comp. Rate: \$750 per game</i>		750			General 55%/Other 45%
Rodgers Shedrick/Baseball official <i>Comp. Rate: \$233.33 per game</i>		700			General 55%/Other 45%
Ross Tony/Football Official <i>Comp. Rate: \$825 per game</i>		825			General 55%/Other 45%
Roy Victor/Women's Basketball Official <i>Comp. Rate: \$700 per game</i>		700			General 55%/Other 45%
Safe Security/Football Security Services <i>Comp. Rate: \$14.50 per hour</i>		558			General 55%/Other 45%
Safe Security/Football Security Services <i>Comp. Rate: \$14.50 per hour</i>		765			General 55%/Other 45%
Safe Security/Football Security Services <i>Comp. Rate: \$12.34 per hour</i>		2,777	5,000	5,000	General 55%/Other 45%
Sanchez Frank/Football Official <i>Comp. Rate: \$825 per game</i>		825			General 55%/Other 45%
Sanchez Mario/Soccer Official <i>Comp. Rate: \$140 per game</i>		140			General 55%/Other 45%
Scott Al S./Intramural Activites Officiant <i>Comp. Rate: \$200 per day</i>		200			General 55%/Other 45%
Scott Al S./Intramural Activites Officiant <i>Comp. Rate: \$120 per day</i>		1,800			General 55%/Other 45%
Scott John G./Men's Basketball Official					

FEES, PROFESSIONAL AND OTHER SERVICES

Mississippi Valley State University (266-00)

Name of Agency

TYPE OF FEE AND NAME OF VENDOR	Retired w/ PERS	(1) Actual Expenses FY Ending June 30, 2015	(2) Estimated Expenses FY Ending June 30, 2016	(3) Requested Expenses FY Ending June 30, 2017	Fund Source
<i>Comp. Rate: \$850 per game</i>		850			General 55%/Other 45%
Sharpton Wayne W./Baseball official <i>Comp. Rate: \$233.33 per game</i>		700			General 55%/Other 45%
Shelton Herman/Statistiician <i>Comp. Rate: \$200 per game</i>		200			General 55%/Other 45%
Short Kelvin/Women's Basketball Official <i>Comp. Rate: \$750 per game</i>		750			General 55%/Other 45%
Short Kelvin/Women's Basketball Official <i>Comp. Rate: \$750 per game</i>		750			General 55%/Other 45%
Short Kevin/Volleyball Official <i>Comp. Rate: \$85 per game</i>		85			General 55%/Other 45%
Sigler Forrest/Men's Basketball Official <i>Comp. Rate: \$850 per game</i>		850			General 55%/Other 45%
Simmons Montrel/Women's Basketball Official <i>Comp. Rate: \$750 per game</i>		750			General 55%/Other 45%
Simmons Montrel/Women's Basketball Official <i>Comp. Rate: \$750 per game</i>		750			General 55%/Other 45%
Simpson Rogers/Football Security Services <i>Comp. Rate: \$100 per game</i>		100			General 55%/Other 45%
Smith Jekel/Volleyball Official <i>Comp. Rate: \$100 per game</i>		100			General 55%/Other 45%
Smith Jermey J./Football Security Services <i>Comp. Rate: \$100 per game</i>		100			General 55%/Other 45%
Smith Jerry/Football Security Services <i>Comp. Rate: \$100 per game</i>		100			General 55%/Other 45%
Spencer Samuel L./Disc Jockey for Halloween Bash <i>Comp. Rate: \$200 per event</i>		200			General 55%/Other 45%

FEES, PROFESSIONAL AND OTHER SERVICES

Mississippi Valley State University (266-00)

Name of Agency

TYPE OF FEE AND NAME OF VENDOR	Retired w/ PERS	(1) Actual Expenses FY Ending June 30, 2015	(2) Estimated Expenses FY Ending June 30, 2016	(3) Requested Expenses FY Ending June 30, 2017	Fund Source
Spencer Samuel L./DJ for Mardi Gras Party <i>Comp. Rate: \$200 per event</i>		200			General 55%/Other 45%
Stacey Thaddeus J./Intramural Activities Official <i>Comp. Rate: \$50 per day</i>		250			General 55%/Other 45%
Stericycle/Disposal fee <i>Comp. Rate: \$57.82 annually</i>		694	1,500	1,500	General 55%/Other 45%
Stigler Forrest M./Men's Basketball Official <i>Comp. Rate: \$850 per game</i>		850			General 55%/Other 45%
Stigler Ingus R./Volleyball Official <i>Comp. Rate: \$85 per game</i>		85			General 55%/Other 45%
Stodghill Roy Gradford./Men's Basketball Official <i>Comp. Rate: \$850 per game</i>		850			General 55%/Other 45%
Stodghill Roy Gradford./Men's Basketball Official <i>Comp. Rate: \$850 per game</i>		850			General 55%/Other 45%
Stonewall James/Football Security Services <i>Comp. Rate: \$100 per game</i>		100			General 55%/Other 45%
Stonewall James/Football Security Services <i>Comp. Rate: \$100 per game</i>		100			General 55%/Other 45%
Thibodeaux Michael/Softball Official <i>Comp. Rate: \$150 per game</i>		450			General 55%/Other 45%
Thibodeaux Michael/Softball Official <i>Comp. Rate: \$150 per game</i>		450			General 55%/Other 45%
Thirston Latonia/Volleyball Official <i>Comp. Rate: \$100 per game</i>		100			General 55%/Other 45%
Thomas Arthur/Honorarium fee <i>Comp. Rate: \$1000 per event</i>		1,000			General 55%/Other 45%
Thomas Dewayne/Softball Official					

FEES, PROFESSIONAL AND OTHER SERVICES

Mississippi Valley State University (266-00)

Name of Agency

TYPE OF FEE AND NAME OF VENDOR	Retired w/ PERS	(1) Actual Expenses FY Ending June 30, 2015	(2) Estimated Expenses FY Ending June 30, 2016	(3) Requested Expenses FY Ending June 30, 2017	Fund Source
<i>Comp. Rate: \$150 per game</i>		450			General 55%/Other 45%
Thomas Dewayne/Softball Official <i>Comp. Rate: \$225 per game</i>		225			General 55%/Other 45%
Thomas Talbertcu/Volleyball Official <i>Comp. Rate: \$200 per game</i>		200			General 55%/Other 45%
Thomas Talbertcu/Volleyball Official <i>Comp. Rate: \$200 per game</i>		200			General 55%/Other 45%
Tolzman Michael/Volleyball Official <i>Comp. Rate: \$85 per game</i>		85			General 55%/Other 45%
Tolzman Michael/Volleyball Official <i>Comp. Rate: \$85 per game</i>		85			General 55%/Other 45%
Tolzman Michael/Volleyball Official <i>Comp. Rate: \$85 per game</i>		85			General 55%/Other 45%
Torrency Willie/Softball Official <i>Comp. Rate: \$85 per game</i>		170			General 55%/Other 45%
Turner Howard/Football Official <i>Comp. Rate: \$50 per scrimmage game</i>		50			General 55%/Other 45%
Turner Howard/Football Official <i>Comp. Rate: \$50 per scrimmage game</i>		50			General 55%/Other 45%
TWG Solutions LLC/Marketing campaign services <i>Comp. Rate: \$4111 per campagne</i>		4,111	5,000	5,000	General 55%/Other 45%
US Networx/Daily server backup <i>Comp. Rate: \$90 per month</i>		90			General 55%/Other 45%
US Networx/Daily server backup/Dedicated Server <i>Comp. Rate: \$325 per month</i>		325			General 55%/Other 45%
US Networx/Daily server backup/Dedicated Server <i>Comp. Rate: \$325 per month</i>		325			General 55%/Other 45%

FEES, PROFESSIONAL AND OTHER SERVICES

Mississippi Valley State University (266-00)

Name of Agency

TYPE OF FEE AND NAME OF VENDOR	Retired w/ PERS	(1) Actual Expenses FY Ending June 30, 2015	(2) Estimated Expenses FY Ending June 30, 2016	(3) Requested Expenses FY Ending June 30, 2017	Fund Source
US Networx/Daily server backup/Dedicated Server <i>Comp. Rate: \$325 per month</i>		325			General 55%/Other 45%
US Networx/Daily server backup/Dedicated Server <i>Comp. Rate: \$325 per month</i>		325			General 55%/Other 45%
US Networx/Daily server backup/Dedicated Server <i>Comp. Rate: \$325 per month</i>		325			General 55%/Other 45%
US Networx/Daily server backup/Dedicated Server <i>Comp. Rate: \$325 per month</i>		325			General 55%/Other 45%
US Networx/Daily server backup/Dedicated Server <i>Comp. Rate: \$325 per month</i>		325			General 55%/Other 45%
US Networx/Daily server backup/Dedicated Server <i>Comp. Rate: \$325 per month</i>		325			General 55%/Other 45%
US Networx/Daily server backup/Dedicated Server <i>Comp. Rate: \$325 per month</i>		325			General 55%/Other 45%
US Networx/Daily server backup/Dedicated Server <i>Comp. Rate: \$325 per month</i>		325			General 55%/Other 45%
US Networx/Dedicated server <i>Comp. Rate: \$235 per month</i>		235	6,000	6,000	General 55%/Other 45%
US Next/Daily server backup/Dedicated Server <i>Comp. Rate: \$325 per month</i>		325			General 55%/Other 45%
Various/Athletic Officials and Game Day Workers <i>Comp. Rate: \$177450 annually</i>			177,450	177,450	General 55%/Other 45%
Verified Credentials/Background screening <i>Comp. Rate: \$35.60 each</i>		71	1,200	1,200	General 55%/Other 45%
Wade Michael/Photographer <i>Comp. Rate: \$100 per event</i>		100			General 55%/Other 45%
Walker Courtney/Women's Basketball Official					

FEES, PROFESSIONAL AND OTHER SERVICES

Mississippi Valley State University (266-00)

Name of Agency

TYPE OF FEE AND NAME OF VENDOR	Retired w/ PERS	(1) Actual Expenses FY Ending June 30, 2015	(2) Estimated Expenses FY Ending June 30, 2016	(3) Requested Expenses FY Ending June 30, 2017	Fund Source
<i>Comp. Rate: \$850 per game</i>		850			General 55%/Other 45%
Walker Robert/Soccer Official <i>Comp. Rate: \$140 per game</i>		140			General 55%/Other 45%
Walker Robert/Soccer Official <i>Comp. Rate: \$140 per game</i>		140			General 55%/Other 45%
Walker Steven D./Softball Official <i>Comp. Rate: \$170 per game</i>		170			General 55%/Other 45%
Ware Terry/Men's Basketball Official <i>Comp. Rate: \$850 per game</i>		850			General 55%/Other 45%
Washington Oralia/Volleyball Official <i>Comp. Rate: \$100 per game</i>		100			General 55%/Other 45%
Weathers Brenda/Game Clock Operator <i>Comp. Rate: \$57.31 avg per game</i>		745			General 55%/Other 45%
Weaver Gate/Soccer Official <i>Comp. Rate: \$200 per game</i>		200			General 55%/Other 45%
Weaver Gate/Soccer Official <i>Comp. Rate: \$200 per game</i>		200			General 55%/Other 45%
Weiss Cheryl L./Rehearsal Pianist <i>Comp. Rate: \$1000 per semester</i>		1,000	2,000	2,000	General 55%/Other 45%
Weiss Cheryl L./Rehearsal Pianist <i>Comp. Rate: \$1000 per semester</i>		1,000			General 55%/Other 45%
Wesley Patrick/Men's Basketball Official <i>Comp. Rate: \$850 per game</i>		850			General 55%/Other 45%
Westbrook Perrell/Football Security Services <i>Comp. Rate: \$100 per game</i>		100			General 55%/Other 45%
Westbrook Perrell/Football Security Services <i>Comp. Rate: \$100 per game</i>		100			General 55%/Other 45%

FEES, PROFESSIONAL AND OTHER SERVICES

Mississippi Valley State University (266-00)

Name of Agency					
TYPE OF FEE AND NAME OF VENDOR	Retired w/ PERS	(1) Actual Expenses FY Ending June 30, 2015	(2) Estimated Expenses FY Ending June 30, 2016	(3) Requested Expenses FY Ending June 30, 2017	Fund Source
White John C./Soccer Official <i>Comp. Rate: \$200 per game</i>		200			General 55%/Other 45%
Wiggins Wendy C./Consultant fee <i>Comp. Rate: \$60 per hour</i>		6,000			General 55%/Other 45%
Wilkins Johnny P./Men's Basketball Official <i>Comp. Rate: \$850 per game</i>		850			General 55%/Other 45%
Williams Homer/Football Official <i>Comp. Rate: \$825 per game</i>		825			General 55%/Other 45%
Williams Lewis/Soccer Official <i>Comp. Rate: \$140 per game</i>		140			General 55%/Other 45%
Williams Lewis/Soccer Official <i>Comp. Rate: \$140 per game</i>		140			General 55%/Other 45%
Williams Melvin L./Football Chain Crew Worker <i>Comp. Rate: \$50 per game</i>		250			General 55%/Other 45%
Williams Neonta/Women's Basketball Official <i>Comp. Rate: \$750 per game</i>		750			General 55%/Other 45%
Williams Robin/Volleyball Official <i>Comp. Rate: \$85 per game</i>		85			General 55%/Other 45%
Williams Trey/Football Chain Crew Worker <i>Comp. Rate: \$50 per game</i>		250			General 55%/Other 45%
Williams Zurick/DJ for Mardi Gras Party <i>Comp. Rate: \$200 per event</i>		200			General 55%/Other 45%
Wilson Herron/Co-Host 2014 Homecoming Gospel Extravaganza <i>Comp. Rate: \$250 per event</i>		250			General 55%/Other 45%
Wilson William L./Disc Jockey for Welcome Week Stadium Jam <i>Comp. Rate: \$250 per event</i>		250			General 55%/Other 45%
Wilson William L./Homecoming DJ					

FEES, PROFESSIONAL AND OTHER SERVICES

Mississippi Valley State University (266-00)

Name of Agency

TYPE OF FEE AND NAME OF VENDOR	Retired w/ PERS	(1) Actual Expenses FY Ending June 30, 2015	(2) Estimated Expenses FY Ending June 30, 2016	(3) Requested Expenses FY Ending June 30, 2017	Fund Source
<i>Comp. Rate: \$300 per event</i>		300			General 55%/Other 45%
Wooden Lennon/Football Security Services <i>Comp. Rate: \$100 per game</i>		100			General 55%/Other 45%
Wooden Lennon/Football Security Services <i>Comp. Rate: \$100 per game</i>		100			General 55%/Other 45%
Wright Bobby/Football Official <i>Comp. Rate: \$725 per game</i>		725			General 55%/Other 45%
Wright Bobby/Football Official <i>Comp. Rate: \$725 per game</i>		725			General 55%/Other 45%
Wright Willie/Softball Official <i>Comp. Rate: \$225 per game</i>		225			General 55%/Other 45%
Yvette McKinney/Interior Consulting fee <i>Comp. Rate: \$1000 per day</i>		1,000			General 55%/Other 45%
Yvette McKinney/Interior Consulting fee <i>Comp. Rate: \$1000 per day</i>		1,000			General 55%/Other 45%
Yvette McKinney/Interior Consulting fee <i>Comp. Rate: \$1000 per day</i>		1,000			General 55%/Other 45%
Yvette McKinney/Interior Consulting fee <i>Comp. Rate: \$959.03 per day</i>		959			General 55%/Other 45%
Yvette McKinney/Interior Designer/Project Manager <i>Comp. Rate: \$192.31 average cost per day</i>		1,000	5,000	5,000	General 55%/Other 45%
Total 5790 Other Professional Fees & Services		587,790	700,000	700,000	
GRAND TOTAL		881,321	1,080,000	1,080,000	

**VEHICLE INVENTORY
AS OF JUNE 30, 2015**

Mississippi Valley State University (266-00)

Name of Agency

Vehicle Type	Vehicle Description	Model Year	Model	Person(s) Assigned To	Purpose/Use	Tag Number	Mileage on 6-30-2015	Average Miles per Year	Replacement Proposed	
									FY2016	FY2017
P	Van	2009	Dodge Grand Caravan	President	Administrative	G-51185	42,845	6,127		
W	Car	1995	Ford Crown Victoria	Administrative Staff	Administrative	S-15281	153,605	7,315		
W	Dump Truck	2005	GMC Top Kick	Facilities Maintenance Staff	Maintenance	G-58806	138,257	12,569		
W	Car	2002	Mercury Grand Marquis	Director of Facilities Management	Administrative	G-46318	133,256	9,518		
W	Pickup Truck	2000	Dodge Ram 1500	Administrative Staff	Administrative	G-32752	167,383	10,461		
W	Pickup Truck	1997	Ford F-150	Facilities Maintenance Staff	Construction	G-03192	84,189	4,431		
W	Pickup Truck	1998	Ford F-150	Facilities Maintenance Staff	Construction	G-07934	64,236	3,569		
P	Pickup Truck	2003	GMC Sierra 1500	Facilities Maintenance Staff	Maintenance	G-58809	154,365	11,874		
W	Flatbed Truck	1993	GMC 3500 SI	Property Accountability Staff	Delivery	S-13978	69,586	3,025		
W	Van	1997	Dodge Ram 2500	Property Accountability Staff	Delivery	G-02462	98,114	0		
W	Pickup Truck	2004	GMC Sierra 1500	Facilities Maintenance Staff	Maintenance	G-58807	204,164	17,014		
W	Pickup Truck	1997	Ford F-150	Maintenance of Grounds Staff	Grounds	G-03193	109,095	5,742		
W	Car	2004	Ford Crown Victoria	University Police Staff	Law Enforcement	G-29227	139,447	11,621		
W	Car	2004	Ford Crown Victoria	University Police Staff	Law Enforcement	G-29226	159,442	13,287		
W	SUV	2008	Ford Expedition	Police Chief	Law Enforcement	LRA 124	176,724	22,091		
W	Car	2008	Ford Crown Victoria	University Police Staff	Law Enforcement	G-45940	100,970	10,097		
W	Car	2006	Chevrolet Impala	University Police Staff	Law Enforcement	G-56639	93,727	9,373		
P	Car	2003	Ford Crown Victoria	University Police Staff	Law Enforcement	G-23418	143,728	11,056		
P	Car	2007	Chevrolet Impala	University Police Staff	Law Enforcement	G-56640	118,520	13,169		
W	Van	1998	Ford Econoline 150	Post Office Staff	Mail	G-06922	59,859	3,326		
W	Pickup Truck	1993	GMC Sierra 1500	Maintenance of Grounds Staff	Maintenance	G-58810	202,612	8,809		

Vehicle Type: (P)assenger/(W)ork

**VEHICLE INVENTORY
AS OF JUNE 30, 2015**

Mississippi Valley State University (266-00)

Name of Agency

Vehicle Type	Vehicle Description	Model Year	Model	Person(s) Assigned To	Purpose/Use	Tag Number	Mileage on 6-30-2015	Average Miles per Year	Replacement Proposed	
									FY2016	FY2017
W	Pickup Truck	2003	GMC Sierra 1500	Facilities Maintenance Staff	Maintenance	G_58808	162,502	12,500		
W	Pickup Truck	1995	Ford F-150	Facilities Maintenance Staff	Maintenance	S-15374	116,467	0		
P	Car	2014	Dodge Avenger	Recruitment Staff	Recruitment	G65453	13,098	6,549		
W	Van	1994	Ford F-150	Facilities Maintenance Staff	Maintenance	S-14745	123,859	0		
W	Pickup Truck	1993	Ford F-250 Super Cab	Facilities Maintenance Staff	Maintenance	S-13960	69,065	3,003		
W	Pickup Truck	1994	Ford Ranger	Facilities Maintenance Staff	Maintenance	S-14729	102,596	4,663		
W	Pickup Truck	1994	Ford E-350	Facilities Maintenance Staff	Maintenance	S-14852	2,404	0		
W	Cutaway Truck	1998	Ford Econoline	Facilities Maintenance Staff	Maintenance	G-06923	98,114	0		
W	Van	1998	Ford F-150	Facilities Maintenance Staff	Maintenance	G-06579	132,098	7,339		
W	Pickup Truck	1998	Ford F-150	Facilities Maintenance Staff	Maintenance	G-06578	142,308	7,906		
W	Pickup Truck	2001	Dodge Ram 1500	Facilities Maintenance Staff	Maintenance	G-14427	94,726	6,315		
W	Pickup Truck	2001	Dodge Ram 1500	Facilities Maintenance Staff	Maintenance	G-14428	108,530	7,235		
W	Pickup Truck	2001	Dodge Ram 1500	Facilities Maintenance Staff	Maintenance	G-14429	133,861	8,924		
P	Pickup Truck	2000	Dodge Ram 2500	Facilities Maintenance Staff	Maintenance	G-14067	41,515	2,595		
W	Van	1992	Ford Ranger	Maintenance of Grounds Staff	Maintenance/Grounds	G-27895	71,826	2,993		
P	Pickup Truck	2009	Chevrolet Impala LS	Recruitment Staff	Recruitment	G-50662	95,718	13,674		
W	Car	2009	Chevrolet Impala LS	Recruitment Staff	Recruitment	G-50663	103,594	14,799		
W	Car	1999	Ford Taurus	Recruitment Staff	Recruitment	G-10927	132,620	7,801		
P	Car	2001	Ford Windstar	Recruitment Staff	Recruitment	G-18451	136,107	9,074		
P	Van	2001	Ford Taurus	Recruitment Staff	Recruitment	G-18403	159,312	10,621		
W	Car	2009	Dodge Grand Caravan	Recruitment Staff	Recruitment	G-49482	84,109	12,016		
P	Van	2003	Mack 3000	Maintenance of Grounds Staff	Sanitation	G-24914	45,552	3,504		
W	Garbage Truck	1995	Eagle	Transportation Staff	Transportation	S-15946	131,252	6,250		
W	Bus	1997	Dodge Ram 3500	Transportation Staff	Transportation	G-3470	158,867	8,361		

Vehicle Type: (P)assenger/(W)ork

**VEHICLE INVENTORY
AS OF JUNE 30, 2015**

Mississippi Valley State University (266-00)

Name of Agency

Vehicle Type	Vehicle Description	Model Year	Model	Person(s) Assigned To	Purpose/Use	Tag Number	Mileage on 6-30-2015	Average Miles per Year	Replacement Proposed	
									FY2016	FY2017
W	Van	1997	MCI	Transportation Staff	Transportation	G-04321	340,911	17,943		
P	Coach Bus	2000	Dodge Ram 2500	Transportation Staff	Transportation	G-14495	166,634	10,415		
P	Van	2000	International 3400	Transportation Staff	Transportation	G-15921	208,830	13,052		
P	Bus	2001	Ford Windstar	Transportation Staff	Transportation	G-18044	116,935	7,796		
P	Van	2002	Ford Taurus	Transportation Staff	Transportation	G-22627	130,709	9,336		
P	Car	2002	Ford Taurus	Transportation Staff	Transportation	G-22744	108,538	7,553		
P	Car	2002	International T3440	Transportation Staff	Transportation	G-25055	168,288	12,021		
P	Bus	2006	Prevost	Transportation Staff	Transportation	G-35044	252,115	25,212		
P	Pickup Truck	2010	Ford F-150	University Police Staff	Law Enforcement	AM1128	76,245	12,708		
P	Van	2013	Chevrolet Express	Transportation Staff	Transportation	G63113	30,852	10,284		
P	Van	2013	Chevrolet Express	Transportation Staff	Transportation	G63114	35,630	11,877		
P	Car	2012	Dodge Avenger	Recruitment Staff	Recruitment	G60655	59,457	14,864		
P	Van	1993	Ford	Facilities Maintenance Staff	Maintenance	G57662	215,585	9,373		
W	Pickup Truck	2014	Dodge Ram	Facilities Maintenance Staff	Maintenance	S-65454	23,203	11,602		
P	Car	2014	Dodge Avenger	Recruitment Staff	Maintenance	G-064578	39,115	19,558		
W	Van	2001	Chevy Express	Facilities Maintenance Staff	Maintenance	G65265	147,528	9,835		

**PRIORITY OF DECISION UNITS
FISCAL YEAR 2017**

Mississippi Valley State University (266-00)

Name of Agency

Program	Decision Unit	Object	Amount
Priority # 1			
Program # 1: INSTRUCTION			
	Competitive Salary Program		
		Salaries	334,062
		Totals	334,062
		General Funds	334,062
	Recover FY 2015 Capital Fund Level		
Program # 2: RESEARCH			
	Competitive Salary Program		
	Recover FY 2015 Capital Fund Level		
Program # 3: PUBLIC SERVICE			
	Competitive Salary Program		
		Salaries	2,231
		Totals	2,231
		General Funds	2,231
	Recover FY 2015 Capital Fund Level		
Program # 4: ACADEMIC SUPPORT			
	Competitive Salary Program		
		Salaries	28,089
		Totals	28,089
		General Funds	28,089
	Recover FY 2015 Capital Fund Level		
Program # 5: STUDENT SERVICES			
	Competitive Salary Program		
		Salaries	82,119
		Totals	82,119
		General Funds	82,119
	Recover FY 2015 Capital Fund Level		
Program # 6: INSTITUTIONAL SUPPORT			
	Competitive Salary Program		
		Salaries	118,850
		Totals	118,850
		General Funds	118,850
	Recover FY 2015 Capital Fund Level		
Program # 7: OPERATION & MAINTENANCE			
	Competitive Salary Program		
		Salaries	70,563

**PRIORITY OF DECISION UNITS
FISCAL YEAR 2017**

Mississippi Valley State University (266-00)

Name of Agency

Program	Decision Unit	Object	Amount
		Totals	70,563
		General Funds	70,563
	Recover FY 2015 Capital Fund Level		
		Subsidies	(1,910,154)
		Totals	(1,910,154)
		State Support Special Funds	(1,910,154)
Program # 8: SCHOLARSHIP & FELLOWSHIPS			
	Competitive Salary Program		
		Salaries	286
		Totals	286
		General Funds	286
	Recover FY 2015 Capital Fund Level		
Program # 9: MANDATORY TRANSFERS			
	Competitive Salary Program		
	Recover FY 2015 Capital Fund Level		
Program # 10: NON-MANDATORY TRANSFERS			
	Competitive Salary Program		
	Recover FY 2015 Capital Fund Level		

Summary of 3% General Fund Program Reduction to FY 2016 Appropriated Funding by Major Object

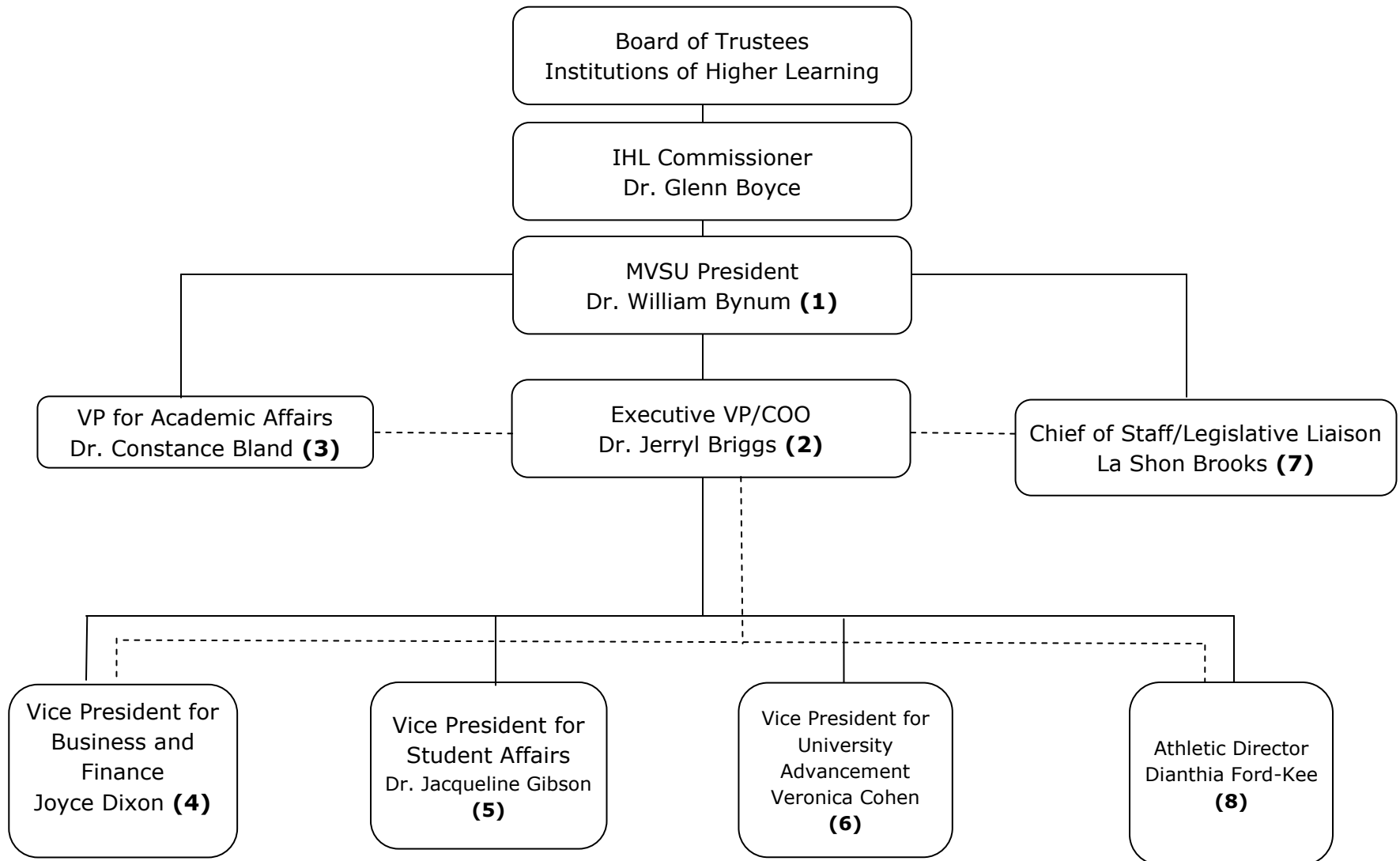
Mississippi Valley State University (266-00)

 Name of Agency

Major Object	FY2016 General Fund Reduction	EFFECT ON FY2016 STATE SUPPORT SPECIAL FUNDS	EFFECT ON FY2016 FEDERAL FUNDS	EFFECT ON FY2016 OTHER SPECIAL FUNDS	TOTAL 3% REDUCTIONS
SALARIES, WAGES, FRINGE	(304,686)	(59,150)		(351,924)	(715,760)
TRAVEL	(11,868)			(13,967)	(25,835)
CONTRACTUAL	(123,586)	(3,150)		(156,481)	(283,217)
COMMODITIES	(17,993)			(23,612)	(41,605)
OTHER THAN EQUIPMENT	(1,510)			(2,256)	(3,766)
EQUIPMENT	(2,563)			(2,458)	(5,021)
VEHICLES					
WIRELESS COMM. DEVS.					
SUBSIDIES, LOANS, ETC	(3,489)	(81,000)		15,794	(68,695)
TOTALS	(465,695)	(143,300)		(534,904)	(1,143,899)

Mississippi Valley State University Organization Chart

(Revised July 2015)



MVSU Executive Vice President/Chief Operating Officer

President

University Executive Vice President/
Chief Operating Officer

Internal Auditor

Chief of Staff/
Legislative Liaison

Vice President, University
Advancement

Vice President,
Student Affairs

Vice President,
Business & Finance

Athletics Director

Facilities

Information
Technology

Food Services

Capital Projects

University College

Academic Advising Center

Academic Success and Student
Development

First Year Experience

Sophomore Year Experience

Admissions

Financial Aid

Student Records

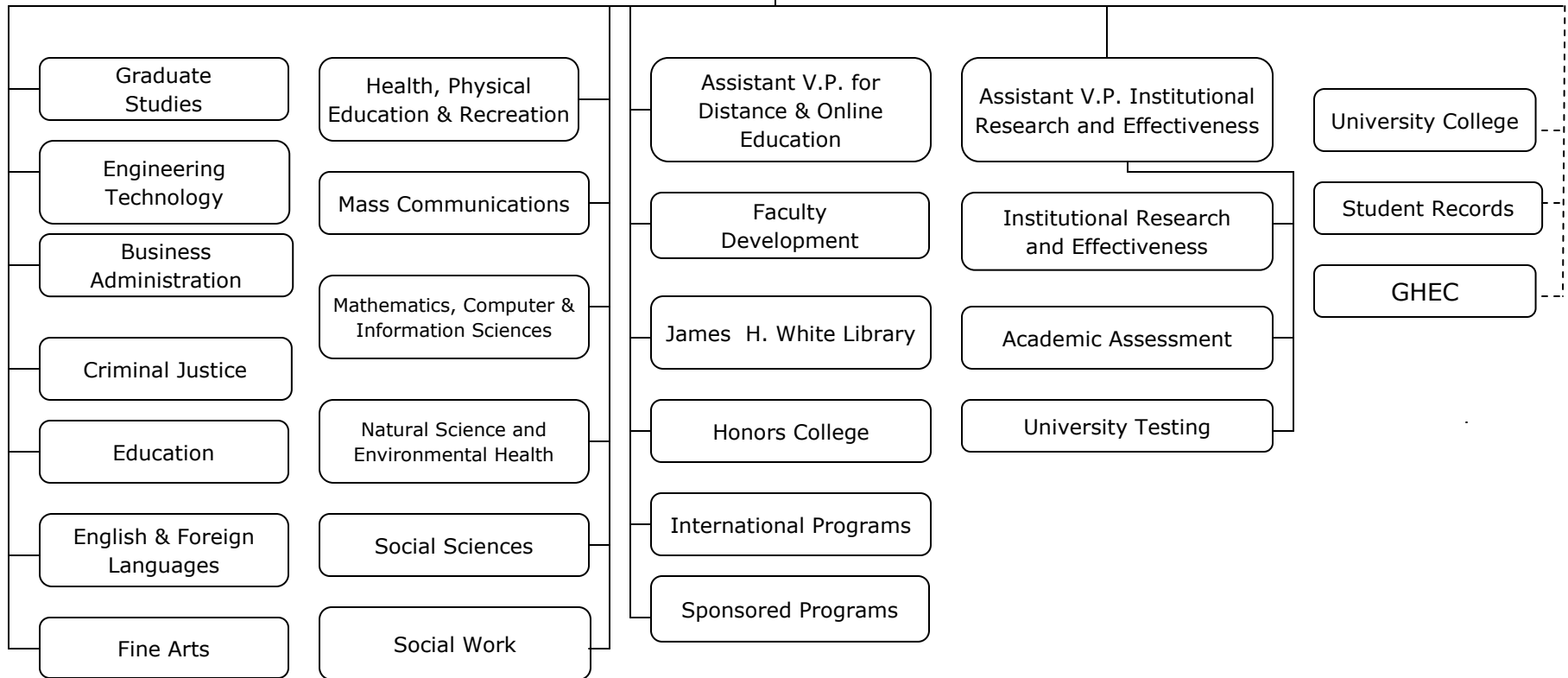
Greenville Higher
Education Center

MVSU Vice President of Academic Affairs

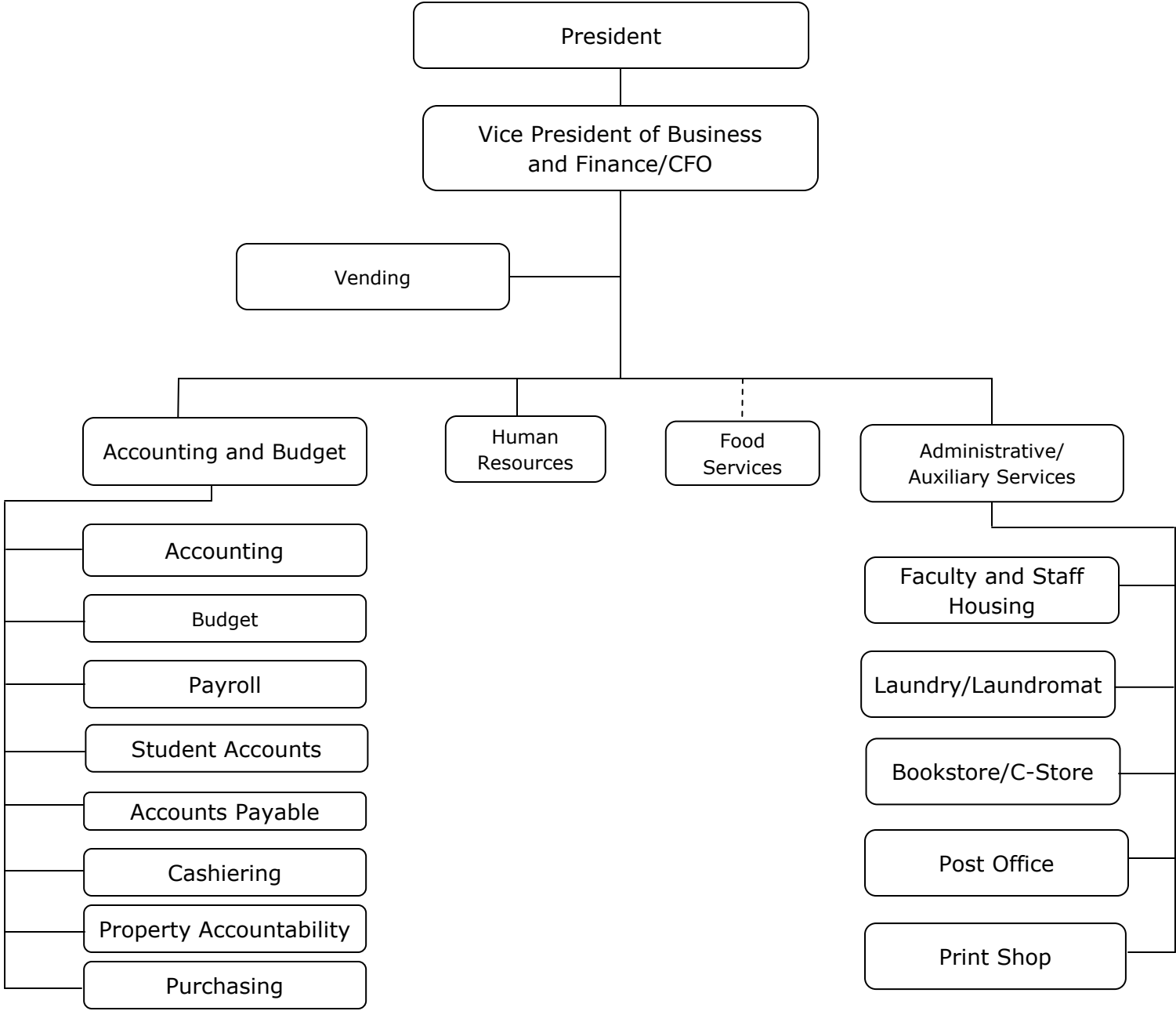
President

University Vice President
Academic Affairs

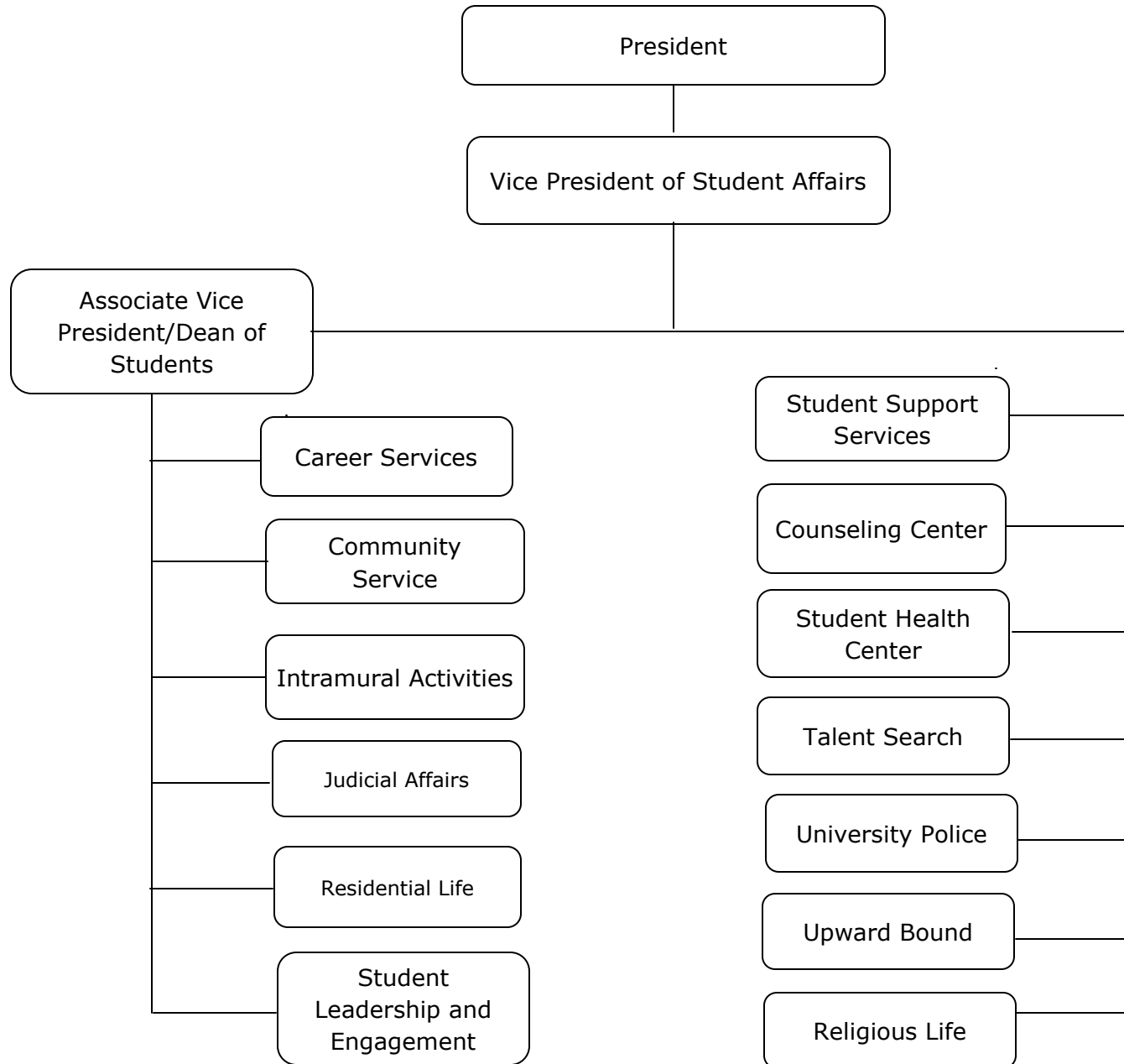
Associate Vice President
Academic Affairs



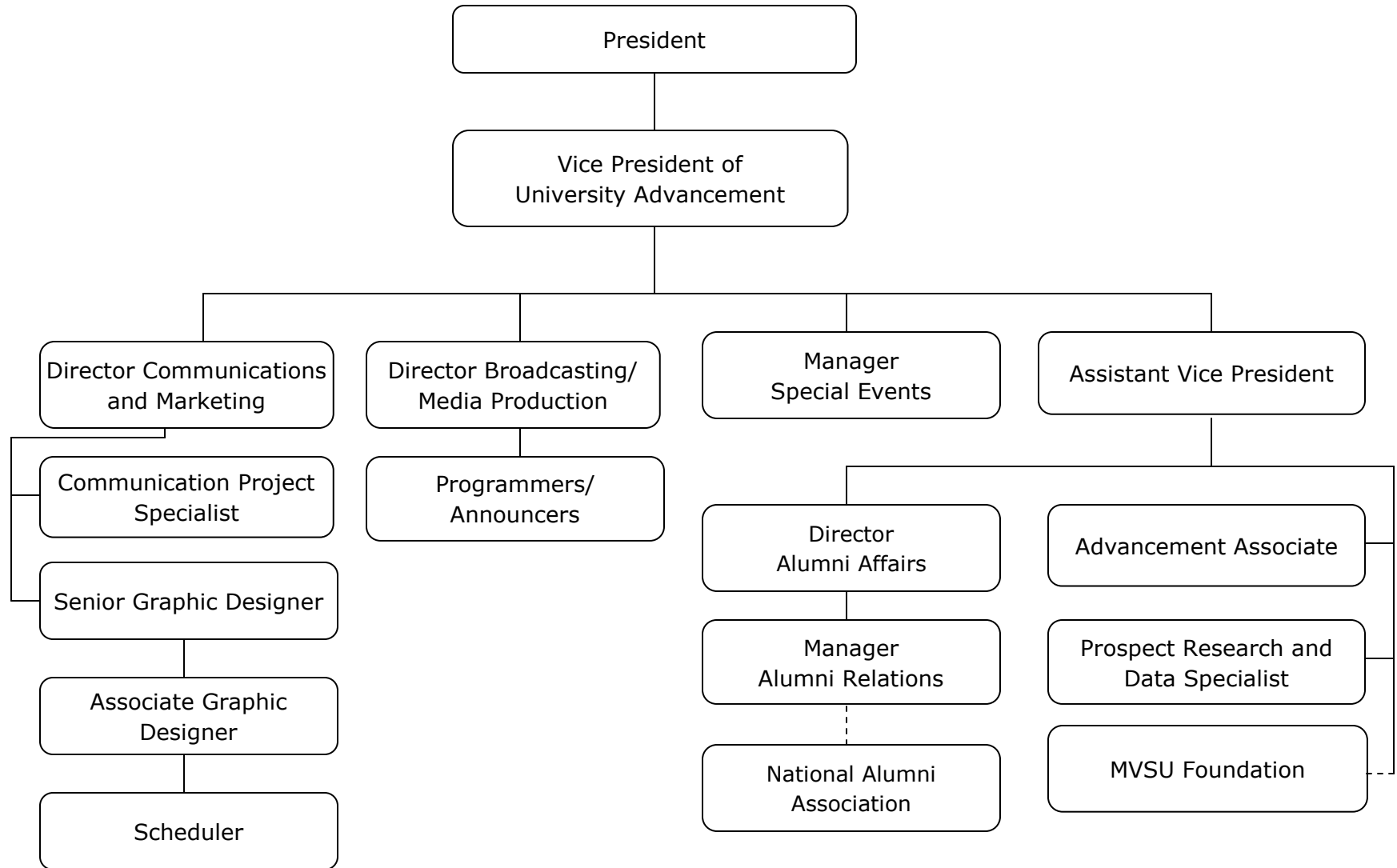
MVSU Vice President of Business and Finance/CFO



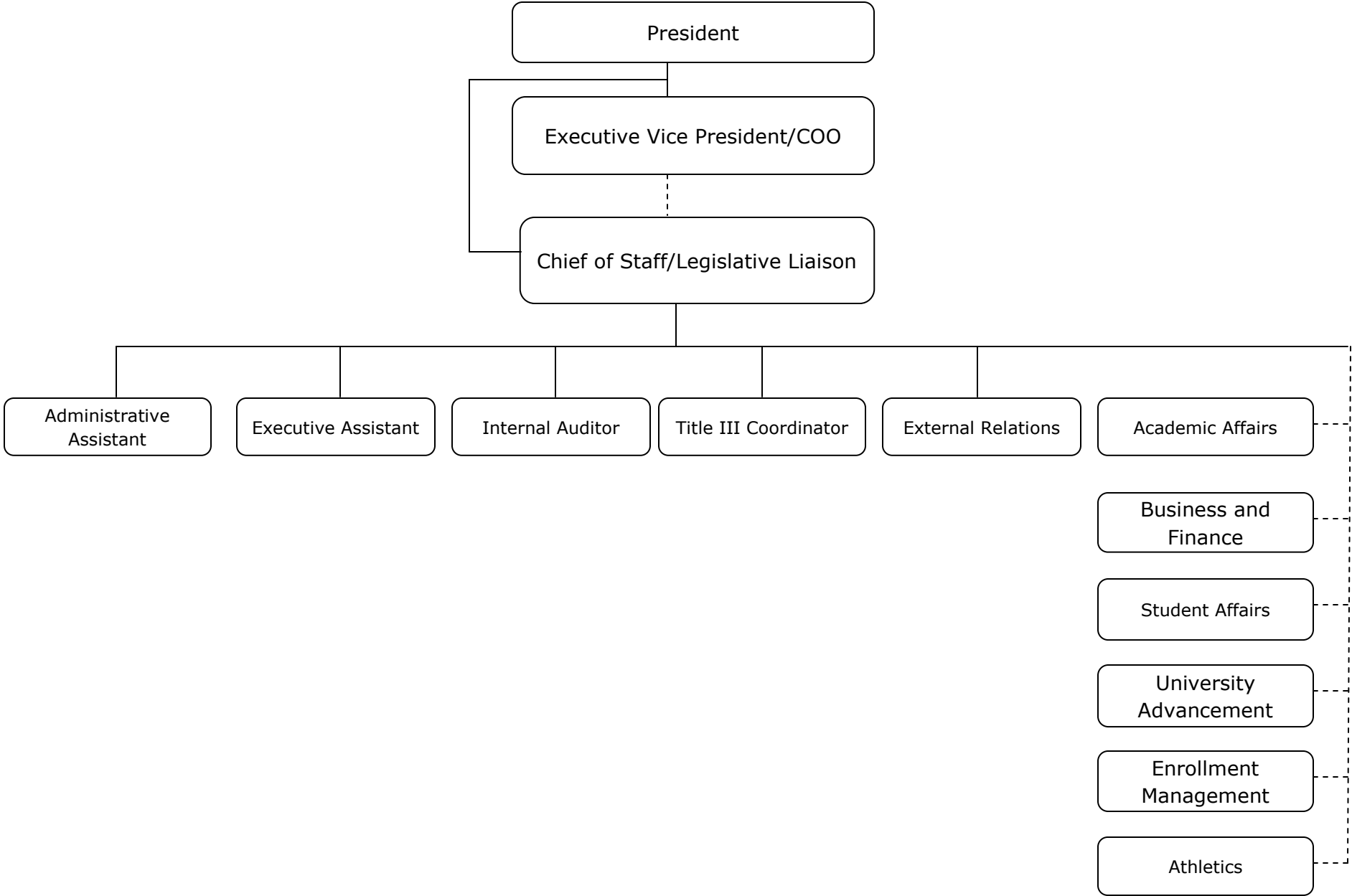
MVSU Vice President of Student Affairs



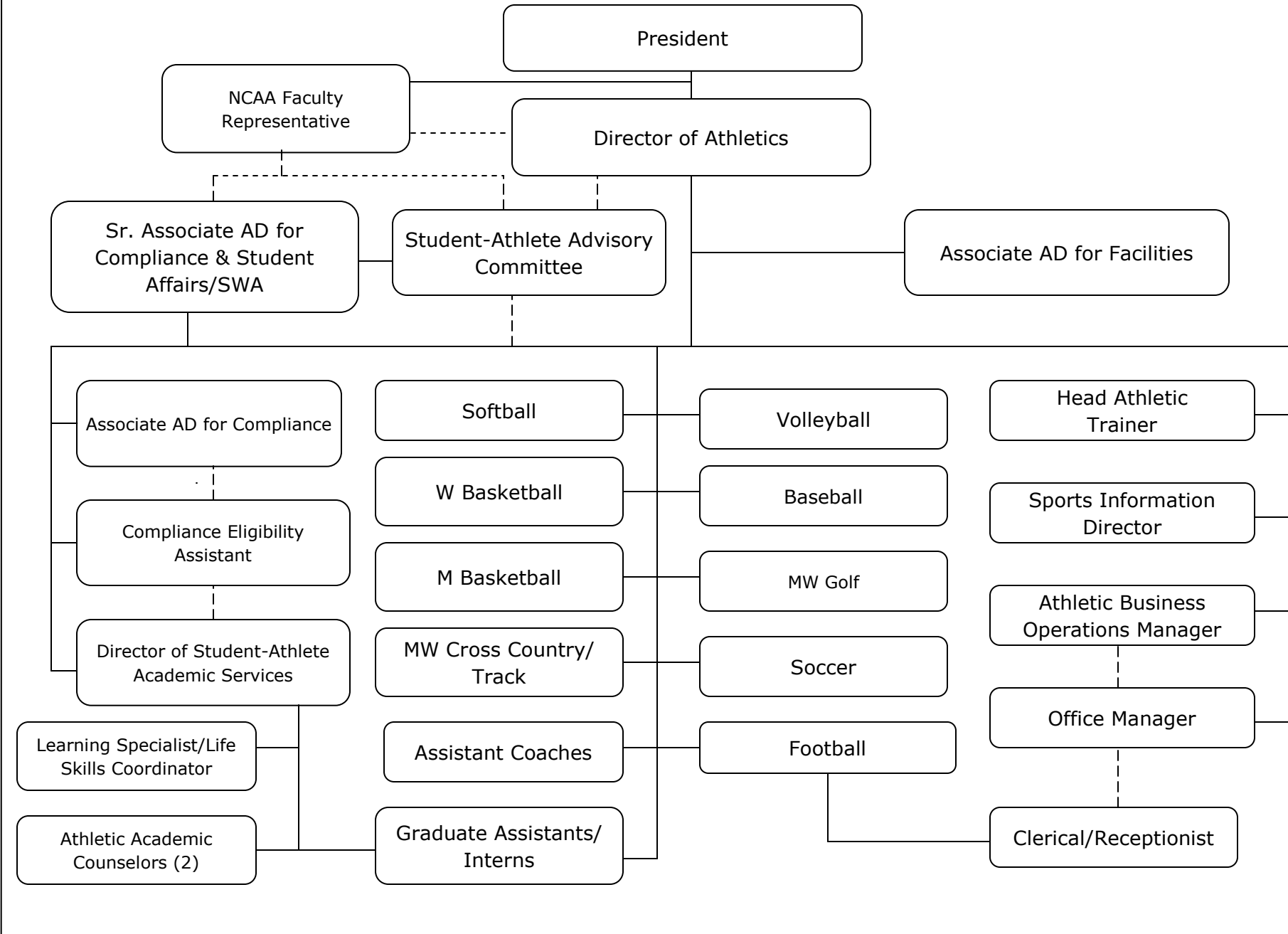
MVSU Vice President of University Advancement



MVSU Chief of Staff





MVSU Department of Athletics



BOARD OF TRUSTEES OF STATE
INSTITUTIONS OF HIGHER LEARNING
STATE OF MISSISSIPPI

Schedule A
Salaries and Wages

Agency: Mississippi Valley State University - Itta Bena

	Actual Expenses		Estimated Expenses		Required for	
	FY Ending		FY Ending		FY Ending	
	June 30, 2015		June 30, 2016		June 30, 2017	
	FTE	Dollars	FTE	Dollars	FTE	Dollars
CURRENT POSITIONS:						
1100 - Exec, Admin & Managerial	37	2,657,670	37	2,833,429	37	2,833,429
1200 - Faculty						
9 month	150	7,128,120	144	7,627,492	144	7,627,492
12 month						
Other						
Total Faculty	150	7,128,120	144	7,627,492	144	7,627,492
1300 - Professional Non-faculty	98	3,649,101	93	3,361,910	93	3,361,910
1400 - Technical & Paraprofessional						
1500 - Clerical and Secretarial	70	1,168,447	71	1,919,896	71	1,919,896
1600 - Skilled Crafts	9	341,815	10	362,657	10	362,657
1700 - Services/Maintenance	44	1,086,040	44	1,114,087	44	1,114,087
1800 - Students	<u>1</u>	<u>99,506</u>	<u>6</u>	<u>53,500</u>	<u>6</u>	<u>53,500</u>
TOTAL	409	16,130,699	405	17,272,971	405	17,272,971
NEW POSITIONS REQUIRED FOR FY 2016:					FTE	Dollars
1100 - Exec, Admin & Managerial					0.00	0
1200 - Faculty					0.00	0
9 month					0.00	0
12 month					0.00	0
Other					0.00	0
1300 - Professional Non-faculty					0.00	0
1400 - Technical & Paraprofessional					0.00	0
1500 - Clerical and Secretarial					0.00	0
1600 - Skilled Crafts					0.00	0
1700 - Services/Maintenance					0.00	0
1800 - Students	<u>0.00</u>	<u>0</u>				
TOTAL	0.00	0				
PROMOTIONS, REALIGNMENTS, RECLASSIFICATIONS FOR FY 2016:					Dollars	
1100 - Exec, Admin & Managerial					75,653	
1200 - Faculty					201,879	
9 month					0	
12 month					0	
Other					89,763	
1300 - Professional Non-faculty					0	
1400 - Technical & Paraprofessional					51,261	
1500 - Clerical and Secretarial					9,683	
1600 - Skilled Crafts					29,746	
1700 - Services/Maintenance					<u>206</u>	
1800 - Students	458,191					
TOTAL						
GRAND TOTAL Salaries and Wages	409	16,130,699	405	17,272,971	405	17,731,162

BOARD OF TRUSTEES OF STATE
INSTITUTIONS OF HIGHER LEARNING
STATE OF MISSISSIPPI

Schedule A-1
Fringe Benefits

Agency: Mississippi Valley State University-Itta Ben:

	Actual Expenses FY Ending June 30, 2015	Estimated Expenses FY Ending June 30, 2016	Continuation Required for FY Ending June 30, 2017
CURRENT POSITIONS:			
3910 - Employees' Retirement Matching	2,540,585	2,720,493	2,720,493
3920 - FICA Matching	1,233,998	1,321,382	1,321,382
3930 - Workers' Compensation	319,388	354,096	354,096
3940 - Health Insurance Contribution	1,930,845	2,107,302	2,107,302
3950 - Group Life Insurance	32,261	34,546	34,546
3960 - Civil Service (Agriculture Units)			
3970 - Unemployment Tax	161,306	172,731	172,731
3980 - Remission of Fees			
TOTAL Fringe Benefits for Continuing Employees	6,218,383	6,710,550	6,710,550
ESTIMATED FRINGE BENEFITS REQUIRED FOR NEW POSITIONS FOR FY 2016:			
3910 - Employees' Retirement Matching	[REDACTED]	[REDACTED]	0
3920 - FICA Matching	[REDACTED]	[REDACTED]	0
3930 - Workers' Compensation	[REDACTED]	[REDACTED]	0
3940 - Health Insurance Contribution	[REDACTED]	[REDACTED]	0
3950 - Group Life Insurance	[REDACTED]	[REDACTED]	0
3960 - Civil Service (Agriculture Units)	[REDACTED]	[REDACTED]	0
3970 - Unemployment Tax	[REDACTED]	[REDACTED]	0
3980 - Remission of Fees	[REDACTED]	[REDACTED]	<u>0</u>
TOTAL Fringe Benefits for New Positions	[REDACTED]	[REDACTED]	0
FRINGE BENEFITS FOR PROMOTIONS, REALIGNMENTS, RECLASSIFICATIONS FOR FY 2016:			
3910 - Employees' Retirement Matching	[REDACTED]	[REDACTED]	72,165
3920 - FICA Matching	[REDACTED]	[REDACTED]	35,052
3930 - Workers' Compensation	[REDACTED]	[REDACTED]	9,393
3940 - Health Insurance Contribution	[REDACTED]	[REDACTED]	55,899
3950 - Group Life Insurance	[REDACTED]	[REDACTED]	917
3960 - Civil Service (Agriculture Units)	[REDACTED]	[REDACTED]	0
3970 - Unemployment Tax	[REDACTED]	[REDACTED]	4,583
3980 - Remission of Fees	[REDACTED]	[REDACTED]	<u>0</u>
TOTAL Fringe Benefits for Promotions, etc.	[REDACTED]	[REDACTED]	178,009
GRAND TOTAL Fringe Benefits	6,218,383	6,710,550	6,888,559
SUBTOTAL SALARIES, WAGES & FRINGE BENEFITS	22,349,082	23,983,521	24,619,721
LESS VACANCY RATE	<u>0</u>	<u>-124,858</u>	<u>-124,858</u>
TOTAL SALARIES, WAGES & FRINGE BENEFITS	22,349,082	23,858,663	24,494,863